

Panhandle Regional  
Planning Commission  
Board of Directors  
Thursday,  
April 30<sup>th</sup>, 2026  
1:30 p.m.

## **NOTICE OF MEETING**

The regular meeting of the Board of Directors of the Panhandle Regional Planning Commission will be held on **Thursday, April 30<sup>th</sup>, 2026, at 1:30 p.m.** in the PRPC Board Room at 415 SW 8<sup>th</sup>, Amarillo, Potter County, Texas. In order to accommodate Board Members who may want to access the meeting remotely, a hybrid link is provided pursuant to Texas Government Code Section 551.127, with more than three counties in the State of Texas being represented on the Board. The meeting will be open to the public for comment on the date and location above.

A copy of the full agenda for this meeting can be found on the PRPC's website at <http://www.theprpc.org/About/Directors/default.html>

## **AGENDA**

### **1. CALL TO ORDER**

- Quorum Determination  
Local Government Code Chapter 176
- Conflict Disclosures (if appropriate) \*

### **2. INVOCATION**

### **3. PUBLIC COMMENT**

The Planning Commission invites members of the public to provide oral comments on any item included on this agenda under this item. Each person wishing to make a public comment shall be limited to 3 minutes, with comments directed to the Board as a whole. Reasonable accommodations shall be made for members of the public who utilize a translator for public comment.

### **4. MINUTES**

Consideration of the approval of the minutes from the Board of Directors meeting held on March 19, 2026.

### **5. PLANNING & SERVICE AREA 5 MEMBERSHIP MEETING – PRPC BOARD MEMBER**

Consideration of the Board of Directors recognizes the new PSA 5 PRPC Board of Directors member brought forth by the PSA 5 membership.

### **6. PRESENTATION DISCUSSION OF THE NEW NORTHWEST TEXAS JOINT OPERATIONS AND INFORMATION CENTER (N-JOIC) INITIATIVE**

This is an informational item only, presented by the City of Amarillo. There is no recommendation at this time.

### **7. VOUCHERS**

Review and consideration of the acceptance of the vouchers for the month of March 2026.

### **8. PRPC INVESTMENT FUNDS QUARTERLY REPORT**

Review and consideration of the acceptance of the Planning Commission's Investment Funds Quarterly Report.

**9. PRPC PERSONNEL POLICIES**

Consideration of the Board of Directors to approve the revised Personnel Policies.

**10. REGIONAL 9-1-1 FY2026-Q2 QUARTERLY PERFORMANCE REPORT**

Consideration of the Board of Directors to approve the FY26 Q2 Performance Report as submitted, covering the months of December, January, and February

**11. REGIONAL 9-1-1 ESInet RENEWAL EXTENSION**

Consideration of the Board of Directors to authorize the Executive Director to enter into a DIR contract with AT&T for 5 years, not to exceed \$24,638.21 MRC, totaling \$1,478,292.60 over the five-year life of the contract.

**12. REGIONAL 9-1-1 STAGE ONE BUDGET REQUEST**

Consideration of the Board of Directors to authorize the Executive Director to submit the Stage One budget request for FY28 and FY29.

**13. REGIONAL SERVICES – REGIONAL RECYCLABLE MATERIAL MARKETING PANHANDLE ENVIRONMENTAL PARTNERSHIP (PEP) CONTRACT RENEWALS**

Consideration of the Board of Directors to approve the renewal of the KTR Agreement and authorize the Executive Director to execute Interlocal Agreements with the PEP members.

**14. REGIONAL SERVICES FY2027 REGIONAL CRIMINAL JUSTICE GRANT PRIORITIZATION APPROVAL**

Consideration of the Board of Directors to approve the CJAC's recommended FY27 Grant Prioritization List for the Juvenile Justice & Youth Diversion, Edward Byrne Justice Assistance Grant, Violence Against Women Act, and Victims of Crime Act applications and authorize their submission to PSO.

**15. LOCAL GOVERNMENT SERVICES NATURAL GAS DISTRIBUTION INFRASTRUCTURE SAFETY AND MODERNIZATION GRANT PROGRAM – INTERLOCAL AGREEMENTS FOR APPLICATION DEVELOPMENT**

Consideration of the Board of Directors to authorize the Executive Director to execute no-cost Interlocal Cooperation Agreements for NGDISM grant application development services.

**16. LOCAL GOVERNMENT SERVICES PANHANDLE WATER PLANNING GROUP FUNDING CONTRACT WITH TEXAS WATER DEVELOPMENT BOARD FOR 2031 REGIONAL WATER PLANNING AND FACILITATION OF RFQ PROCESS TECHNICAL CONSULTANT PROCUREMENT**

Consideration of the Board of Directors to authorize the Executive Director to execute a contract with the Texas Water Development Board for Phase I funding for development of the 2031 Panhandle Regional Water Plan; and authorize PRPC staff to initiate and facilitate the RFQ process to procure a technical consultant on behalf of the Region A Panhandle Water Planning Group.

**17. AREA AGENCY ON AGING ADVISORY COUNCIL APPOINTMENT**

Consideration of the Board of Directors to approve the above appointments and renewals to the Area Agency on Aging Advisory Council.

**18. PRPC BOARD MEMBER RECOGNITION**

**19. OPEN DISCUSSION**

**20. MISCELLANEOUS NON-ACTION INFORMATION ITEMS**

A. Comments from the Executive Director.

B. Report on the following recent Planning Commission-sponsored regional meetings:

- 03/19/2026 – PRPC Board of Directors Meeting
- 03/28/2026 – AAA Caregiver Support Seminar Central Church of Christ
- 03/31/2026 – AAA HICAP, Power in the Community Event
- 03/31/2026 – AAA Senior Medicare Patrol, Power in the Community Event
- 04/02/2026 – LGS Amarillo Ride-Share Voucher Stakeholder Group Meeting
- 04/03/2026 – AAA Protecting your personal information online, Senior Legal Awareness
- 04/08/2026 – LGS Panhandle Regional Organization to Maximize Public Transportation (PROMPT) Meeting

C. Announcement of tentatively scheduled Planning Commission-sponsored regional meetings:

- 04/15/2026 – AAA Caregiver Info Services, APD Training Academy
- 04/15/2026 – AAA Dementia Symposium Meeting, Alzheimer's Association
- 04/16/2026 – AAA HICAP & SMP Ochiltree Lunch & Learn
- 04/17/2026 – AAA Parkinson's Disease Symposium, SW Parkinson's Society
- 04/20/2026 – AAA Advisory Council
- 04/21/2026 – AAA Senior Ambassadors Council General Meeting
- 04/23/2026 – LGS Amarillo Ride-Share Voucher Stakeholder Group Meeting
- 04/23/2026 – AAA Hutchinson County Health and Safety Fair
- 04/24/2026 – AAA Dementia Live Training, SkyWest Assisted Living, Canyon
- 04/30/2026 – AAA Hemphill Community Lunch, Senior Legal Awareness
- 05/07/2026 – LGS Amarillo Ride-Share Voucher Stakeholder Group Meeting
- 05/21/2026 – LGS Amarillo Ride-Share Voucher Stakeholder Group Meeting
- 05/28/2026 – PRPC Board of Directors Meeting

**21. ADJOURNMENT**

**\*LOCAL GOVERNMENT CODE**  
**TITLE 5. MATTERS AFFECTING PUBLIC OFFICERS AND EMPLOYEES**  
**CHAPTER 176. DISCLOSURE OF CERTAIN RELATIONSHIPS WITH LOCAL GOVERNMENT**  
**OFFICERS: PROVIDING PUBLIC ACCESS TO CERTAIN INFORMATION**

Sec. 176.003. CONFLICTS DISCLOSURE STATEMENT REQUIRED. (a) A local government officer shall file a conflicts disclosure statement with respect to a vendor if:

- (1) the vendor enters into a contract with the local governmental entity or the local governmental entity is considering entering into a contract with the vendor; and
- (2) the vendor:
  - (A) has an employment or other business relationship with the local government officer or a family member of the officer that results in the officer or family member receiving taxable income that exceeds \$2,500 during the 12-month period preceding the date that the officer becomes aware that:
    - (i) a contract between the local governmental entity and vendor has been executed; or
    - (ii) the local governmental entity is considering entering into a contract with the vendor;
  - (B) has given to the local government officer or a family member of the officer one or more gifts that have an aggregate value of more than \$100 in the 12-month period preceding the date the officer becomes aware that:
    - (i) a contract between the local governmental entity and vendor has been executed; or
    - (ii) the local governmental entity is considering entering into a contract with the vendor; or
  - (C) has a family relationship with the local government officer.

**PUBLIC NOTICE**

This notice complies with Texas Government Code Chapter 551, Open Meetings Act, Section 551.041 (Notice of Meeting Requirements); Section 551.043 (Time and Accessibility of Notice Requirements); and Section 551.053 (Notice Requirements of a Political Subdivision Extending into Four or More Counties) and Section 551.127 (Videoconference Call). The notice of a meeting of a governmental body must be posted in a place readily accessible to the general public at all times for at least three business days before the scheduled date of the meeting, except as provided by Sections 551.044, 551.045, 551.046, and 551.1281 with the Secretary of State's Office, the Potter County Clerk's Office and has been posted in the Administrative Office of the Panhandle Regional Planning Commission. Posted this 24<sup>th</sup> day of April, 2026 at 415 West Eighth Avenue, Amarillo, Texas, at 4:30 p.m.

*Melissa T. Whitaker*

Melissa T. Whitaker, Executive Assistant

# ITEM 4

## **PANHANDLE REGIONAL PLANNING COMMISSION**

### **BOARD OF DIRECTORS MEETING MINUTES**

**MARCH 19, 2026**

The meeting of the Board of Directors of the Panhandle Regional Planning Commission was held at 1:30 p.m. on Thursday, March 19, 2026. This meeting was held in a hybrid format via video conference, pursuant to Texas Government Code Section 551.127, with more than three counties in the State of Texas represented on the Board. Board members and individuals from the public who desired to attend in person attended the meeting at 415 S.W. 8<sup>th</sup> Ave., Amarillo, Potter County, Texas.

#### **MEMBERS PRESENT:**

- Pat Sims, Mayor, City of Dumas
- Ronae Bunn, Citizen Representative, Borger Chamber of Commerce
- Rank Cogdell, Briscoe County Judge
- Christy Dyer, Randall County Judge
- Dr. John Howard, Donley County Judge
- Mitchell Locke, Roberts County Judge
- Dan Looten, Carson County Judge
- Pat McDowell, Wheeler County Judge
- Oscar Ostos, Citizen Representative, City of Amarillo
- Cole Stanley, Mayor, City of Amarillo
- Nancy Tanner, Potter County Judge
- Juan Cantu, Lipscomb County Commissioner
- Ronnie Gordon, Hartley County Judge
- Kimberly Jones, Childress County Judge
- Tobe Shields, Mayor, City of Spearman
- Kerry Symons, Mayor, City of Perryton

#### **MEMBERS ABSENT:**

- Isabel "Izzy" Carrasco, Parmer County Judge
- Aldo Gallegos, Citizens Representative, City of Cactus
- Daniel Jackson, Citizen Representative, City of Dimmitt
- Greg Lewellen, Mayor, City of Friona
- Lt. Armando Renteria, Citizen Representative, City of Pampa
- Sal Rivera, Sheriff, Castro County
- Shawn Ballew, Oldham County Judge
- Michael Clawson, Swisher County Judge
- Eddie Edwards, Canadian River Municipal Water Authority
- Phillip Self, Greenbelt Municipal & Industrial Waste Authority

**STAFF PRESENT:** Mr. Michael Peters, Executive Director; Mr. Trent Taylor, Finance Director; Ms. Cristy Henderson, Finance Accounting Manager; Ms. Diana Green, Finance Accountant II; Ms. Jaden Eder, Finance Accounting Administrative Assistant/Human Resources; Mr. Alex Guerrero, Local Government Services Director; Ms. Lori Gunn, Regional Government Services Director; Ms. Katrena Volden, Regional Government Services Program Specialist; Ms. Abby Sanders, Regional Emergency Management Planning Program Coordinator; Mr. John Schaumburg, Regional 9.1.1 Director; Ms. Debra King, Area Agency on Aging Director; Ms. Melissa Whitaker, Executive Assistant.

**OTHERS PRESENT:** Ms. Adriana Stowers, Regional Representative -Texas Panhandle; Mr. Paul Fleming, Auditor, Edgin, Parkman, Fleming and Fleming.

**1. CALL TO ORDER**

Mayor Pat Sims called the meeting to order at 1:30 p.m. and noted that a quorum was present.

**2. INVOCATION**

Mayor Tobe Shields gave the invocation.

**3. PUBLIC COMMENT**

No public comments were made.

**4. MINUTES**

Judge Christy Dyer motioned to accept the minutes from the Board of Directors meeting held on February 26, 2026. Judge Rank Cogdell seconded the motion; the motion carried by unanimous vote

**5. PRPC VOUCHERS FOR THE MONTH OF FEBRUARY 2026**

Mr. Trent Taylor informed the Board of Directors that the PRPC vouchers serve as tangible evidence of financial transactions, allowing review of all expenditures. This transparency builds trust and acts as a deterrent against fraudulent activities within our organization by requiring supporting documentation for every expenditure. February Vouchers total \$2,538,078.65

Mr. Juan Cantu motioned for the Board of Directors to approve the voucher for the month of February 2026. Judge Kimberly Jones seconded the motion; the motion passed by unanimous vote.

**6. PRPC PRESENTATION AND ACCEPTANCE OF THE YEAR-END AUDIT**

Mr. Trent Taylor informed the Board of Directors that the PRPC has an audit performed annually under the required standards of the American Institute of Certified Public Accountants, the U.S. General Accounting Office, the U.S. Office of Management and Budget, and the State of Texas Uniform Grant Management Standards. The Panhandle Regional Planning Commission engages the services of an independent CPA firm, Edgin, Parkman, Fleming and Fleming, to complete audit services on an annual comprehensive financial report. The auditors will formally present the report to the PRPC Audit Committee and the Board of Directors on March 19, 2026.

Judge Christy Dyer motioned for the Board of Directors to approve and accept the Panhandle Regional Planning Commission's Comprehensive Annual Financial Report for the 12 months ending September 30, 2025. Judge Mitchell Locke seconded the motion; the motion carried by unanimous vote.

**7. LOCAL GOVERNMENT SERVICES TxCDBG 2026 DOWNTOWN REVITALIZATION PROGRAM – INTERLOCAL AGREEMENTS FOR APPLICATION DEVELOPMENT SERVICES**

Mr. Alex Guerrero informed the Board of Directors that PRPC Staff has worked with Panhandle communities to write applications and implement various projects through the Community Development Block Grant (TxCDBG) Program since 1983. Through the CDBG program, the Texas Department of Agriculture (TDA) offers different funding opportunities that include: Community Development Fund Program, State Urgent Need (SUN) disaster relief, and the Downtown Revitalization Program. The Downtown Revitalization Program (DRP) aims to eliminate slum and blight conditions in downtown areas by funding public infrastructure improvements within a community's downtown district, economic commerce area, and areas around city squares primarily serving non-governmental buildings. Several cities have already expressed interest in applying for funding to improve blighted conditions through infrastructure upgrades in their downtown areas.

For the 2026 DRP funding cycle:

- Maximum grant award is \$1,000,000.
- Continuation of the two-phased application process.
- Eligibility limited to communities within the state's allocation range for the DRP/Main Street Set-Aside Program (2026 Statewide Allocation: ~\$8.4 million).
- Expanded eligible activities for communities with a low-to-moderate income (LMI) percentage above 51%.

Following the format that has become the new standard for TxCDBG applications, an interlocal agreement has been developed for PRPC to assist communities with an application to the Downtown Revitalization Program. In order to comply with TDA requirements as well as maintain the long-established tradition of conducting application development at no charge to communities in the region, the interlocal agreement is two parts:

Part 1 - Application development will be conducted at no cost.

Part 2 - An option for an Amendment to be considered contingent upon funding for Project Management Services.

Historically, these are all activities conducted by PRPC Staff on projects and applications. However, in order to comply with TDA requirements, it is necessary for the following cities to enter into an interlocal agreement with PRPC for application development activities to ensure programmatic compliance. Communities applying to the Downtown Revitalization Program for 2026 include the following: Canadian, Higgins, Memphis, Miami, Turkey, and Dalhart.

Judge Rank Cogdell motioned for the PRPC Board of Directors to authorize the Executive Director to execute an Interlocal Cooperation Contract between the above-noted communities, respectively, and the PRPC to provide TxCDBG Downtown Revitalization application services at no cost, with contingency for administrative services to be amended at the localities' discretion if their project is funded. Mayor Kerry Symons seconded the motion. Mr. Oscar Ostos and Mr. Juan Cantu abstained; the motion carried with a sufficient number of votes.

**8. REGIONAL 9-1-1 ESInet RENEWAL**

Mr. John Schaumburg informed the Board of Directors that the Panhandle Regional 9-1-1 Network transitioned to an Emergency Services Internet Protocol Network (ESInet) in 2021. The ESInet is a managed IP-based network designed to route emergency traffic digitally and serves as the primary backbone of a Next Generation 9-1-1 Network. In essence, a 9-1-1 call leaves the caller's handset, the call is presented to the ESInet, the ESInet determines the caller's location, and then the ESInet routes the call to the appropriate region and public safety answering point. The Commission on State Emergency Communications (CSEC) has provided AT&T with population numbers to determine the pricing throughout the region. The Texas Department of Information Resources (DIR) state contract #DIR-TELE-CTSA-002 outlines pricing guidelines through a cooperative purchasing agreement, resulting in a \$24,638.21 monthly recurring cost (\$591,317.04/twenty-four-month total). This is a slight reduction in the previous MRC due to population and rate changes.

Mayor Kerry Symons motioned for the PRPC Board of Directors to authorize the Executive Director to enter into a DIR contract with AT&T for 2 years, not to exceed \$24,638.21 MRC, totaling \$591,317.04 over the two-year life of the contract. Judge Ronnie Gordon seconded the motion; the motion carried by unanimous vote.

**9. REGIONAL SERVICES INTERLOCAL AGREEMENTS FOR ADMINISTRATION OF A HAZARD MITIGATION GRANT**

Ms. Lori Gunn informed the Board of Directors that the Hazard Mitigation Grant Program is authorized under Section 404 of the Robert T. Stafford Disaster Relief and Emergency Assistance Act. The Unified Hazard Mitigation Assistance Grant Programs (HMA) provide grants to states and local governments to implement long-term hazard mitigation measures after a major disaster declaration. The purpose of the HMA is to provide a critical opportunity to reduce the loss of life and property due to natural hazards and disasters and to enable mitigation measures to be implemented during the immediate recovery from a disaster. This grant program allows sub-recipient management costs to be utilized for the administration of the project. These funds are provided at a 100% federal cost-share; there is no local match required for the administration costs. Currently, the City of Stinnett has been approved for funding for a generator. We also have several jurisdictions with applications moving through the pipeline.

Jurisdiction	Project Type	Amount Requested
<b>Awarded</b>		
City of Stinnett	Generator - EMS	\$38,998.69
<b>Application Under Review</b>		
Hutchinson County	Generator - Annex	\$156,348.62
Ochiltree County	Generator – Expo Bldg.	\$64,504.00
Hartley County	Warning Siren	\$35,950.00
City of Claude	Warning Siren	\$70,800.00
City of Hereford	Generator - FD	\$58,197.80
City of Hereford	Warning Siren	\$19,043.40
City of Pampa	Generator - FD	\$51,709.18
Hartley County	Generator – Justice Center	\$47,900.05
City of Channing	Warning Siren	\$35,950.00
City of Groom	Warning Siren	\$131,558.60

PRPC’s Regional Services department has been requested to administer these projects, utilizing the administration funds provided by FEMA. If the project gets awarded by FEMA, PRPC will work with each jurisdiction on the construction and/or installation of their equipment as approved. Upon approval, the Executive Director will execute the Interlocal Agreement with the awarded jurisdictions.

Judge Pat McDowell motioned for the Board of Directors to consider the approval of the above projects and authorize the PRPC Executive Director to execute Interlocal Agreements for Professional Services from the PRPC’s Regional Services Department once awarded on the FEMA Hazard Mitigation Grant Projects. Mayor Tobe Shields seconded the motion. Judge Ronnie Gordon abstained; the motion carried with a sufficient number of votes.

**10. REGIONAL SERVICES FY26 STATE HOMELAND SECURITY PROGRAM PROJECT PRIORITIZATION APPROVAL**

Ms. Lori Gunn informed the Board of Directors that the Panhandle Regional Emergency Management Advisory Committee (PREMAC) will meet on March 17<sup>th</sup> to evaluate the State Homeland Security Program (SHSP) proposals submitted for consideration under the Panhandle’s FY26 SHSP grant program. In total, the PREMAC will evaluate seven applications. The application evaluation and ranking process that the PREMAC predominantly follows is a Risk-Informed Methodology (RIM), which the committee developed at the start of the grant year. The RIM acts as a guide for the PREMAC in prioritizing projects deemed to be of the highest value to improving the region’s ability to prevent, prepare, and/or respond to hazards most apt to impact the Panhandle. This year, the PREMAC will follow the RIM with the caveat that the National Priority Areas are considered, as well as meeting the minimum LETPA percentage of 35%. LETPA projects or Law Enforcement Terrorism Prevention Activities have a narrow number of project options. For FY26, we have 6 National Priority Areas (NPA); only three (3) of those have a regional required percentage attached to them. The NPAs and their respective percentage include:

- Enhancing Community Preparedness & Resilience (at least 3%);
- Protection of Soft Target/Crowded Places (at least 3%);
- Supporting Homeland Security Task Forces and Fusion Centers (at least 3%);
- Combating Domestic Violent Extremism (3% under competitive area);
- Enhancing Election Security (3% under competitive area); and
- Enhancing Cybersecurity (apply under SLCGP).

In practice, the introduction of these federal priorities has added a layer of complexity for the region and somewhat undermined the value of the RIM. In prioritizing projects, the PREMAC must now first consider if the NPAs are properly represented and then, as a secondary consideration, work to tack on those projects of greatest concern to the region. The Office of the Governor's Homeland Security Grant Division (HSGD) has advised planners across the state to operate with the same six NPAs mentioned above. In review of the NPAs from this administration's previous time in office, they are very similar to the current NPAs. The Department of Homeland Security requires a 14-day turnaround once the HSGD batches applications to the COGs. In an effort to allow the PREMAC and this board to review and approve the prioritization, as well as prevent missing the deadline, we very quickly had the PREMAC meet after applications were submitted. Unfortunately, this also means I will not have the prioritization list until the Board Meeting. The seven projects that will be reviewed by the PREMAC are summarized as follows (in no particular order):

#### **1. FY26 Regional PANCOS M&O Project**

This project covers approximately 52% of the cost of maintaining the regional public safety radio system – PANCOS in this next fiscal year. The balance of funding will be paid with 911 funding (26.5%) and local Fair Share contributions (21.5%).

#### **2. FY26 Non-EMPG Emergency Operations Plan Update Project**

This project will enable PRPC staff to continue working with the Panhandle counties to assist them with the maintenance of their local Emergency Operations Plans.

#### **3. FY26 PARIS Maintenance Project**

PRPC will maintain PARIS for the region. The PARIS system provides local emergency management officials with a variety of applications, including Mass Notification, that support their operations.

#### **4. FY26 Regional Planning & Coordination Project**

This project supports the overall operation of the regional preparedness program, starting with the pre-program year planning through the oversight of the implementation of projects funded under the SHSP. In our case, the project also includes the conduct of the annual regional preparedness conference.

#### **5. FY26 Amarillo Community Emergency Response Team (CERT) Enhancement Project**

This project builds upon a previous project funded in FY23, when Community Preparedness and Resilience was a new national priority area with a minimum required percentage for each region. With this update, the Amarillo Community Emergency Response Team (CERT) enhancement project will provide needed

equipment and supplies for the CERT members when they deploy into the field following an incident. The Amarillo OEM offers CERT training to volunteers across the region.

#### **6. FY26 Amarillo Regional Bomb Squad Enhancement Project**

This project covers the purchase of a new EOD disposal trailer and bomb suit/helmet for use in the field by the Regional Bomb Squad as they clear an area for potential bomb threats.

#### **7. FY26 Amarillo Regional Crime Center**

This project is for the purchase of state-of-the-art cameras across the City of Amarillo. The new cameras offer AI to increase the speed with which law enforcement can search across the camera footage for potential suspects or even missing persons. The Amarillo Regional Crime Center offers jurisdictions across the region to both share and gather information amongst law enforcement across various technology types.

The PREMAC's preferred prioritization list will be presented to the Board of Directors at the March 19<sup>th</sup> meeting. Additionally, PREMAC will develop a series of conditional scenarios to provide both the Board and the Office of the Governor's Homeland Security Grant Division with guidance on how the region's funding could be allocated among the seven submitted projects, based on the level of funding ultimately awarded to the region.

Judge Mitchell Locke motioned for the Board of Directors to consider approving the FY26 State Homeland Security Program project prioritizations recommended by the Panhandle Regional Emergency Management Advisory Committee for submission to the Homeland Security Grant Division of the Governor's Office by the prioritization deadline. Judge Nancy Tanner seconded the motion; the motion carried by unanimous vote.

#### **8. ESTABLISHMENT OF PRPC PERSONNEL POLICY COMMITTEE**

Mr. Michael Peters informed the Board of Directors that Article 6, Section 9 of the PRPC Bylaws establishes that the Board of Directors may establish such committees from among its members as it deems necessary. Those appointments shall be made by the presiding officer. For many months, staff have been working to update and refresh the Personnel Policies document that was last modified on September 23<sup>rd</sup>, 2021. This document establishes formal rules, guidelines, and procedures to ensure fair, consistent, and compliant treatment of employees across the organization. They define rights, duties, and workplace standards, protecting both staff and the organization. We would love to have 3 or more volunteers who are willing to review our Personnel Policy Document digitally and meet before our normally scheduled April Board Meeting to ultimately recommend the updated document to the Board of Directors for approval. Dissolution of the committee will be automatic with the formal adoption of the updated document.

PRPC Board of Directors recommended, and the Chairperson appointed, Judge Christy Dyer, Judge Nancy Tanner, and Judge Mitchell Locke to serve on a temporary Personnel Policy Committee.

9. **OPEN DISCUSSION**

10. **MISCELLANEOUS NON-ACTION INFORMATION ITEMS**

A. Comments from the Executive Director.

Mr. Peters made the Board aware of Hartley County Judge Gordon's retirement. He thanked the members for their attendance and thanked the auditor and audit committee for their work on the audit. He thanked the entire finance department for their hard work on the audit. He also told the board that the building chiller should be turned on next week and was hopeful that it would go well. He announced the next TML meeting in Borger on April 16<sup>th</sup> at 6 PM and that a water supply infrastructure workshop sponsored by Texas Tech would be held in Lubbock on April 7<sup>th</sup>.

B. Report on the following recent Planning Commission-sponsored regional meetings:

- 02/02/2026 – AAA Lunch Bunch and Caregiver Library
- 02/04/2026 – AAA Amarillo Public Library Memory Café
- 02/04/2026 – AAA Caregiver Support Group
- 02/06/2026 – AAA Senior Medicare Patrol
- 02/10/2026 – AAA Community Connection Fair
- 02/11/2026 – AAA Walk with a Doc
- 02/18/2026 – LGS Economic Development Advisory Committee (EDAC) CEDS Focus Group Meeting
- 02/20/2026 – AAA Caregiver Info Services In-Home Day at Region 16
- 03/12/2026 – LGS Amarillo Rideshare Voucher Stakeholder Group Meeting
- 02/24/2026 – AAA Leadership in Alzheimer's Conference
- 02/26/2026 – AAA Preventive Services – Heart Disease Screening
- 03/02/2026 – AAA Program Resource Overview – Hereford Senior Center
- 03/03/2026 – AAA Senior Planet – Goodwill
- 03/04/2026 – AAA Caregiver Support Group
- 03/05/2026 – AAA Dementia Support Group
- 03/10/2026 – AAA Destination Medicare – Morning

- 03/17/2026 – LGS Safety Action Plan – Panhandle Advisory Committee (SAFE-PAC) Meeting
- 03/18/2026 – LGS Texas Panhandle Inspector Association (TPIA) Meeting
- 03/19/2026 – PRPC Board of Directors Meeting

C. Announcement of tentatively scheduled Planning Commission-sponsored regional meetings:

- 03/31/2026 – AAA Power In the Community Event
- 04/08/2026 – AAA HICAP Outreach, Lion’s Club in Memphis, TX
- 04/08/2026 – LGS Panhandle Regional Organization to Maximize Public Transportation (PROMPT) Meeting
- 04/16/2026 – AAA Ochiltree Lunch & Learn – BC and Medicare Updates
- 04/16/2026 – TML Region II Meeting, Borger, TX, The Dome
- 04/23/2026 – AAA Caregiver Services Hutchinson Health and Safety Fair
- 04/30/2026 – PRPC Board of Directors Meeting

**11. ADJOURNMENT**

There being no further business, the meeting was adjourned at 2:24 p.m.

\_\_\_\_\_  
 Mayor Pat Sims, Chairman  
 Panhandle Regional Planning Commission  
 Board of Directors

ATTEST:

\_\_\_\_\_  
 Mr. Oscar Ostos, Secretary/Treasurer  
 Panhandle Regional Planning Commission  
 Board of Directors

# ITEM 5

## MEMORANDUM

**DATE:** April 30, 2026

**TO:** PRPC Board of Directors

**FROM:** Michael J. Peters, Executive Director

**SUBJECT:** Agenda Item 5  
Planning & Service Area 5 Membership Meeting – PRPC Board Member

### BACKGROUND

A vacancy currently exists on the Board of Directors of the Panhandle Regional Planning Commission (PRPC) from Planning and Service Area (PSA) 5. Wheeler County Judge Pat McDowell had held the seat, but sadly, he resigned from the Board on April 6th. The Planning Commission Bylaws call for this vacancy to be filled by an election of the members of the Planning and Service Area. The seat must be filled by a local elected official (city or county) from Childress, Collingsworth, Donley, Gray, Hall, and Wheeler Counties.

These seats are normally filled on a three-year rotating basis at the PRPC Annual Meeting. However, given the unexpired term, it is important to ensure that PSA 5 is fully represented on the PRPC Board of Directors. Local government officials from PSA 5 have been notified of this election of a new PRPC Board Member. Under this agenda item, an election will be established for PRPC Board Members and representatives of the local governments in PSA 5 to meet independently to select a new Board Member from the service area.

At the conclusion of the breakout session, the PSA 5 membership shall present the new Board Member to the PRPC Board of Directors.

### RECOMMENDATION

PRPC staff recommends that the Board of Directors recognize the new PSA 5 PRPC Board of Directors member brought forth by the PSA 5 membership.

# ITEM 6

## MEMORANDUM

**DATE:** April 30, 2026

**TO:** PRPC Board of Directors

**FROM:** Luke Jones with the City of Amarillo, Intelligence Liaison

**THROUGH:** Michael J. Peters, Executive Director

**SUBJECT:** Agenda Item 6  
Presentation discussion of the new Northwest Texas Joint Operations and Information Center (N-JOIC) initiative

### BACKGROUND

Mr. Luke Jones from the City of Amarillo will provide an overview and summary of a new initiative within the Northwest Texas Joint Operations and Information Center (N-JOIC) Regional Threat Monitoring & Coordination Framework.

The N-JOIC is a first-of-its-kind regional hub to strengthen threat monitoring, critical infrastructure (CI) protection, and multi-agency coordination across the DPS Northwest Region (Panhandle top 26 counties/Amarillo focus, Lubbock, Abilene, potentially San Angelo). Unlike other parts of Texas, this large region receives no meaningful coverage from any state fusion center, leaving communities, infrastructure, and economies "on our own" amid escalating threats from cartels, asymmetric attacks, espionage, cyber APTs, agri-terrorism, and insider risks—exposing over \$300 billion in economic assets.

The pilot for this program will be the Panhandle JOIC (P-JOIC), which will cover the top 26 counties, and will initially be nested with the Amarillo Regional Crime Center (ARCC).

(Attachment Northwest Texas Joint Operations and Information Center)

### RECOMMENDATION:

This is an informational item. No recommendation at this time.



## **Northwest Texas Joint Operations and Information Center (N-JOIC) Regional Threat Monitoring & Coordination Framework**

The N-JOIC is a first-of-its-kind regional hub to strengthen threat monitoring, critical infrastructure (CI) protection, and multi-agency coordination across the DPS Northwest Region (Panhandle top 26 counties/Amarillo focus, Lubbock, Abilene, potentially San Angelo). Unlike other parts of Texas, ***this large region receives no meaningful coverage from any state fusion center, leaving communities, infrastructure, and economies "on our own" amid escalating threats*** from cartels, asymmetric attacks, espionage, cyber APTs, agri-terrorism, and insider risks—exposing over \$300 billion in economic assets.

### **Key Features**

- Major Critical Infrastructure focus: Energy (Xcel, LP&L, Fermi America, etc.), Food/Ag (Cactus Feeders, Tyson, Cargill, etc.), Defense (Pantex, Bell Helicopter, Dyess/Goodfellow AFB).
- Drives intelligence-led law enforcement (local/state/federal) via Priority Intelligence Requirements and two-way info sharing with Texas Fusion Center and others.
- Inclusive: Smaller/understaffed counties (e.g., Motley, Sherman, Hartley) get full access and support—every county has a “place at the table.”
- Mirrors Texas Tech footprint (Lubbock main campus/CISI; Amarillo ag/vet/Pantex/Fermi; Abilene molten salt/health sciences; Angelo State).

### **Pilot: Panhandle Joint Operations and Information Center (P-JOIC)**

- Launch Q2 2026, continuous until 2027 funding; initial ARCC hub (first 6 months).
- In-kind only (~\$TBDK value).
- Initial Participants: Amarillo Intelligence Liaison Office/PD/OEM, Randall/Potter SOs, DPS, DOE NNSA, DHS CISA, Bell Helicopter, Xcel Energy.
- Activities: Strategy Huddles, Exercises, Scans, PIR analysis, LE support.

### **Full N-JOIC**

- HQ: Amarillo or Lubbock; satellites (P/A/SA-JOIC).
- Texas Tech CISI: ≥50% effort on Critical Infrastructure security; workforce, research, National Security curriculum synergies.
- 2027 bill rider funding ask (~\$5-10M/year).

**N-JOIC fills a critical infrastructure security gap, safeguards regional assets, and ensures rural-urban resilience.**

# ITEM 7

## MEMORANDUM

**DATE:** April 30, 2026  
**TO:** PRPC Board of Directors  
**FROM:** Trent Taylor, Finance Director  
**THROUGH:** Michael J. Peters, Executive Director  
**SUBJECT:** Agenda Item 7  
PRPC Vouchers for the months of March 2026

### BACKGROUND

The PRPC vouchers serve as tangible evidence of financial transactions, allowing review of all expenditures. This transparency builds trust and serves as a deterrent to fraudulent activity within our organization by requiring supporting documentation for every expenditure. March Vouchers total \$2,974,017.05

### RECOMMENDATION

Staff recommends that the Board of Directors approve the vouchers for the month of March 2026.

# ITEM 8

## MEMORANDUM

**DATE:** April 30, 2026  
**TO:** PRPC Board of Directors  
**FROM:** Trent Taylor, Finance Director  
**THROUGH:** Michael J. Peters, Executive Director  
**SUBJECT:** Agenda Item 8  
PRPC Investment Funds Quarterly Report

### BACKGROUND


Pursuant to the Public Funds Investment Act, which was passed by the Texas Legislature in 1987 and amended in 1995 and 1997, PRPC adopted written investment policies on April 27, 2023, for funds under our control. I submit the following for your approval.

	<b>Balance@ 12/31/2025</b>	<b>Balance@ 3/31/2026</b>	<b>30-day Ave. Rate</b>
<b>PRPC's Money Market Fund</b>	<b>\$3,370</b>	<b>\$303,395</b>	<b>1.700%</b>
<b>9-1-1's Money Market Fund</b>	<b>274,956</b>	<b>395</b>	<b>1.870%</b>
<b>Total MMIA Funds</b>	<b>\$278,326</b>	<b>\$303,790</b>	
<b>Other Investments</b>			
<b>Texas Class</b>	<b>\$3,048,647</b>	<b>\$3,082,254</b>	<b>3.776%</b>
<b>Texas Class Government</b>	<b>1,047,661</b>	<b>1,058,468</b>	<b>3.543%</b>
<b>LOGIC</b>	<b>1,468,113</b>	<b>1,481,982</b>	<b>3.788%</b>
<b>Total Invested Funds</b>	<b>\$5,842,747</b>	<b>\$5,926,494</b>	

The book value and the market value were the same for each fund listed above. The investment portfolio complied with the Public Funds Investment Act and the PRPC Investment Policies. In addition, in accordance with the Public Funds Investment Act, Statements, Newsletters, and Holding reports are attached for full transparency.

### RECOMMENDATION

Staff recommends that the Board of Directors accept this report as submitted.



# Summary Statement

March 31, 2026

Page 1 of 4

Investor ID: TX-01-1208

0001053-0013098 PDF 928180

**Panhandle Regional Planning Commission**  
**PO Box 9257**  
**Amarillo, TX 79105**

## Texas CLASS

### Texas CLASS


Average Monthly Yield: 3.7762%

		Beginning Balance	Contributions	Withdrawals	Income Earned	Income Earned YTD	Average Daily Balance	Month End Balance
TX-01-1208-0001	PRPC - Texas Class	3,072,385.06	0.00	0.00	9,868.59	28,825.09	3,077,605.16	3,082,253.65
<b>TOTAL</b>		<b>3,072,385.06</b>	<b>0.00</b>	<b>0.00</b>	<b>9,868.59</b>	<b>28,825.09</b>	<b>3,077,605.16</b>	<b>3,082,253.65</b>

### Texas CLASS Government

Average Monthly Yield: 3.5433%

		Beginning Balance	Contributions	Withdrawals	Income Earned	Income Earned YTD	Average Daily Balance	Month End Balance
TX-01-1208-4001	PRPC - TC Government	1,055,287.62	0.00	0.00	3,180.25	9,265.34	1,056,970.16	1,058,467.87
<b>TOTAL</b>		<b>1,055,287.62</b>	<b>0.00</b>	<b>0.00</b>	<b>3,180.25</b>	<b>9,265.34</b>	<b>1,056,970.16</b>	<b>1,058,467.87</b>



Account Statement

March 31, 2026

Page 2 of 4

Account Number: TX-01-1208-0001

PRPC - Texas Class


Account Summary

Average Monthly Yield: 3.7762%

	Beginning Balance	Contributions	Withdrawals	Income Earned	Income Earned YTD	Average Daily Balance	Month End Balance
Texas CLASS	3,072,385.06	0.00	0.00	9,868.59	28,825.09	3,077,605.16	3,082,253.65

Transaction Activity

Transaction Date	Transaction Description	Contributions	Withdrawals	Balance	Transaction Number
03/01/2026	Beginning Balance			3,072,385.06	
03/31/2026	Income Dividend Reinvestment	9,868.59			
03/31/2026	Ending Balance			3,082,253.65	



PRPC - TC Government


Account Summary

Average Monthly Yield: 3.5433%

	Beginning Balance	Contributions	Withdrawals	Income Earned	Income Earned YTD	Average Daily Balance	Month End Balance
Texas CLASS Government	1,055,287.62	0.00	0.00	3,180.25	9,265.34	1,056,970.16	1,058,467.87

Transaction Activity

Transaction Date	Transaction Description	Contributions	Withdrawals	Balance	Transaction Number
03/01/2026	Beginning Balance			1,055,287.62	
03/31/2026	Income Dividend Reinvestment	3,180.25			
03/31/2026	Ending Balance			1,058,467.87	



Texas CLASS

Texas CLASS			Texas CLASS Government	
Date	Dividend Rate	Daily Yield	Dividend Rate	Daily Yield
03/01/2026	0.00000000	3.7981%	0.00000000	3.5691%
03/02/2026	0.000104298	3.8068%	0.000097918	3.5741%
03/03/2026	0.000104237	3.8047%	0.000097910	3.5737%
03/04/2026	0.000104114	3.8002%	0.000097707	3.5663%
03/05/2026	0.000103793	3.7884%	0.000097347	3.5532%
03/06/2026	0.000310851	3.7815%	0.000291630	3.5482%
03/07/2026	0.000000000	3.7815%	0.000000000	3.5482%
03/08/2026	0.000000000	3.7815%	0.000000000	3.5482%
03/09/2026	0.000103570	3.7803%	0.000097078	3.5434%
03/10/2026	0.000103395	3.7739%	0.000097040	3.5419%
03/11/2026	0.000103291	3.7701%	0.000096935	3.5382%
03/12/2026	0.000103228	3.7695%	0.000096986	3.5400%
03/13/2026	0.000309957	3.7712%	0.000291015	3.5407%
03/14/2026	0.000000000	3.7712%	0.000000000	3.5407%
03/15/2026	0.000000000	3.7712%	0.000000000	3.5407%
03/16/2026	0.000103629	3.7824%	0.000097227	3.5488%
03/17/2026	0.000103682	3.7844%	0.000097281	3.5508%
03/18/2026	0.000103229	3.7679%	0.000096850	3.5350%
03/19/2026	0.000102952	3.7577%	0.000096627	3.5269%
03/20/2026	0.000308949	3.7589%	0.000289800	3.5259%
03/21/2026	0.000000000	3.7589%	0.000000000	3.5259%
03/22/2026	0.000000000	3.7589%	0.000000000	3.5259%
03/23/2026	0.000102931	3.7570%	0.000096585	3.5253%
03/24/2026	0.000102925	3.7568%	0.000096522	3.5231%
03/25/2026	0.000103281	3.7698%	0.000096911	3.5373%
03/26/2026	0.000103437	3.7755%	0.000097012	3.5409%
03/27/2026	0.000310599	3.7790%	0.000291081	3.5415%
03/28/2026	0.000000000	3.7790%	0.000000000	3.5415%
03/29/2026	0.000000000	3.7790%	0.000000000	3.5415%
03/30/2026	0.000103322	3.7712%	0.000097025	3.5414%
03/31/2026	0.000103479	3.7770%	0.000097122	3.5450%

Performance results are shown net of all fees and expenses and reflect the reinvestment of dividends and other earnings. Many factors affect performance including changes in market conditions and interest rates and in response to other economic, political, or financial developments. Investment involves risk including the possible loss of principal. No assurance can be given that the performance objectives of a given strategy will be achieved. **Past performance is no guarantee of future results. Any financial and/or investment decision may incur losses.**

**TEXAS CLASS**  
Schedule of Investments  
03/31/26

Cusip	Security Description	Coupon	Maturity Date	Days to Reset		Share/Par	Original Cost	Amortized Cost	Price	Market Value	Unrealized Gain / (Loss)	% of MV	Ratings		YTM	Current Yield
				Maturity									S&P			
<b>Bank Deposits</b>																
<b>BANKS SAVINGS-DEPOSIT ACCOUNT</b>																
UMBDDA	UMB DDA Cash Account	2.90%	V		1	97,610,436.02	97,610,436.02	97,610,436.02	100.00	97,610,436.02	-	0.34%	A-1		2.90%	2.90%
<b>TOTAL : BANKS SAVINGS-DEPOSIT ACCOUNT</b>						<b>97,610,436.02</b>	<b>97,610,436.02</b>	<b>97,610,436.02</b>		<b>97,610,436.02</b>	<b>-</b>	<b>0.34%</b>				
<b>TOTAL : Bank Deposits</b>																
<b>Commercial Paper</b>																
<b>BANKING</b>																
0018A3F41	ANZ New Zealand (Int'l) Limited of London			06/04/26	65	21,000,000.00	20,361,407.50	20,850,293.33	99.30	20,852,391.00	2,097.67	0.07%	A-1+		3.97%	3.97%
0020NACF5	ASB Bank Ltd.	3.86%	V	05/07/26	1	50,000,000.00	50,000,000.00	50,000,000.00	100.03	50,016,100.00	16,100.00	0.17%	A-1+		3.86%	3.86%
0020NACM0	ASB Bank Ltd.	3.91%	V	07/13/26	1	50,000,000.00	50,000,000.00	50,000,000.00	100.07	50,035,200.00	35,200.00	0.17%	A-1+		3.91%	3.91%
0020NACN8	ASB Bank Ltd.	3.88%	V	05/20/26	1	20,000,000.00	20,000,000.00	20,000,000.00	100.04	20,008,860.00	8,860.00	0.07%	A-1+		3.88%	3.88%
0020NACR9	ASB Bank Ltd.	3.86%	V	08/24/26	1	22,000,000.00	22,000,000.00	22,000,000.00	100.04	22,009,878.00	9,878.00	0.08%	A-1+		3.86%	3.86%
05253CEB8	Australia & New Zealand Banking Group L			05/11/26	41	79,700,000.00	77,436,187.92	79,344,892.22	99.57	79,358,804.30	13,912.08	0.27%	A-1+		3.83%	3.83%
05253CF50	Australia & New Zealand Banking Group L			06/05/26	66	110,000,000.00	106,705,041.67	109,215,486.11	99.30	109,232,750.00	17,263.89	0.38%	A-1+		3.88%	3.88%
05253CG67	Australia & New Zealand Banking Group L			07/06/26	97	140,000,000.00	136,919,300.00	138,588,800.00	98.96	138,543,860.00	(44,940.00)	0.48%	A-1+		3.95%	3.95%
05253CH66	Australia & New Zealand Banking Group L			08/06/26	128	35,900,000.00	35,284,315.00	35,434,571.46	98.61	35,402,677.30	(31,894.16)	0.12%	A-1		4.01%	4.01%
05253CHK5	Australia & New Zealand Banking Group L			08/19/26	141	125,000,000.00	122,693,506.94	123,215,972.22	98.47	123,086,875.00	(129,097.22)	0.43%	A-1		4.02%	4.02%
05253CJ49	Australia & New Zealand Banking Group L			09/04/26	157	100,000,000.00	98,098,666.66	98,405,333.33	98.29	98,290,000.00	(115,333.33)	0.34%	A-1+		4.04%	4.04%
05253MA46	Australia & New Zealand Banking Group L	3.83%	V	05/18/26	1	100,000,000.00	100,000,000.00	100,000,000.00	100.01	100,006,200.00	6,200.00	0.35%	A-1+		3.83%	3.83%
05253MA53	Australia & New Zealand Banking Group L	3.83%	V	05/04/26	1	40,000,000.00	40,000,000.00	40,000,000.00	100.01	40,002,520.00	2,520.00	0.14%	A-1+		3.83%	3.83%
05253MB45	Australia & New Zealand Banking Group L	3.79%	V	08/11/26	1	50,000,000.00	49,997,259.92	49,997,921.32	99.97	49,983,550.00	(14,371.32)	0.17%	A-1+		3.79%	3.79%
05571CF30	BPCE			06/03/26	64	120,000,000.00	117,684,000.00	119,189,400.00	99.32	119,188,800.00	(600.00)	0.41%	A-1		3.88%	3.88%
05571CG70	BPCE			07/07/26	98	130,000,000.00	127,528,483.33	128,689,961.11	98.96	128,643,450.00	(46,511.11)	0.45%	A-1		3.93%	3.93%
05571CG88	BPCE			07/08/26	99	130,000,000.00	127,528,483.33	128,676,455.55	98.95	128,629,150.00	(47,305.55)	0.45%	A-1		3.93%	3.93%
06054CLJ2	BofA Securities Inc.	3.92%	V	04/13/26	1	115,000,000.00	115,000,000.00	115,000,000.00	100.00	115,004,255.00	4,255.00	0.40%	A-1		3.92%	3.92%
06054CLK9	BofA Securities Inc.	3.92%	V	04/14/26	1	160,000,000.00	160,000,000.00	160,000,000.00	100.00	160,006,400.00	6,400.00	0.55%	A-1		3.92%	3.92%
06054PEE2	BofA Securities Inc.			05/14/26	44	135,000,000.00	130,925,625.00	134,338,875.00	99.53	134,368,875.00	30,000.00	0.47%	A-1		3.90%	3.90%
06054PEF9	BofA Securities Inc.			05/15/26	45	142,000,000.00	137,665,844.44	141,288,422.22	99.52	141,320,956.00	32,533.78	0.49%	A-1		3.90%	3.90%
06054PG91	BofA Securities Inc.			07/09/26	100	120,000,000.00	117,718,600.00	118,765,800.00	98.93	118,714,920.00	(50,880.00)	0.41%	A-1		3.95%	3.95%
06054PH33	BofA Securities Inc.			08/03/26	125	120,000,000.00	117,420,800.00	118,462,400.00	98.66	118,387,080.00	(75,320.00)	0.41%	A-1		3.98%	3.98%
06054PHB5	BofA Securities Inc.			08/11/26	133	75,000,000.00	73,360,354.17	73,974,250.00	98.57	73,925,850.00	(48,400.00)	0.26%	A-1		3.99%	3.99%
06054PHD1	BofA Securities Inc.			08/13/26	135	77,000,000.00	75,300,674.17	75,930,940.56	98.55	75,880,189.00	(50,751.56)	0.26%	A-1		3.99%	3.99%
06054PL20	BofA Securities Inc.			11/02/26	216	65,000,000.00	63,227,215.28	63,583,090.28	97.62	63,455,145.00	(127,945.28)	0.22%	A-1		4.11%	4.11%
0636HG6G6	Bank of Montreal Chicago			07/16/26	107	100,000,000.00	98,129,666.67	98,904,666.67	98.86	98,858,700.00	(45,966.67)	0.34%	A-1		3.94%	3.94%
06369MM18	BMO Financial Group			12/01/26	245	100,000,000.00	97,184,611.11	97,454,722.22	97.32	97,329,700.00	(135,411.11)	0.34%	A-1		4.09%	4.09%
06369MM26	BMO Financial Group			12/02/26	246	100,000,000.00	97,184,611.11	97,454,722.22	97.32	97,318,400.00	(136,322.22)	0.34%	A-1		4.09%	4.09%
06417LF44	The Bank of Nova Scotia	3.87%	V	06/22/26	1	142,000,000.00	142,000,000.00	142,000,000.00	100.02	142,034,648.00	34,648.00	0.49%	A-1		3.87%	3.87%
06417LG50	The Bank of Nova Scotia	3.89%	V	10/22/26	1	43,000,000.00	43,000,000.00	43,000,000.00	99.98	42,993,206.00	(6,794.00)	0.15%	A-1		3.89%	3.89%
06417LG92	The Bank of Nova Scotia	3.88%	V	11/20/26	1	45,000,000.00	45,000,000.00	45,000,000.00	99.96	44,984,160.00	(15,840.00)	0.16%	A-1		3.88%	3.88%
06741EDQ0	Barclays Bank PLC			04/24/26	24	100,000,000.00	98,060,833.33	99,750,833.33	99.75	99,749,000.00	(1,833.33)	0.35%	A-1+		3.83%	3.83%
06741EEC0	Barclays Bank PLC			05/12/26	42	100,000,000.00	98,015,000.00	99,547,861.11	99.56	99,555,800.00	7,938.89	0.34%	A-1+		3.88%	3.88%
06741EEF3	Barclays Bank PLC			05/15/26	45	100,000,000.00	97,992,944.44	99,514,777.78	99.52	99,523,200.00	8,422.22	0.34%	A-1+		3.89%	3.89%
06741EF88	Barclays Bank PLC			06/08/26	69	80,000,000.00	78,422,666.67	79,410,666.67	99.26	79,405,680.00	(4,986.67)	0.28%	A-1+		3.96%	3.96%
06741EFB1	Barclays Bank PLC			06/11/26	72	80,000,000.00	78,396,666.67	79,384,666.67	99.22	79,378,720.00	(5,946.67)	0.28%	A-1+		3.97%	3.97%
06741EJ35	Barclays Bank PLC			09/03/26	156	80,000,000.00	78,462,444.44	78,711,777.77	98.28	78,621,840.00	(89,937.77)	0.27%	A-1+		4.10%	4.10%
06741HRL9	Barclays Bank PLC	3.86%	V	04/07/26	1	100,000,000.00	100,000,000.00	100,000,000.00	100.00	100,002,200.00	2,200.00	0.35%	A-1		3.86%	3.86%
06741HRN5	Barclays Bank PLC	3.87%	V	04/21/26	1	100,000,000.00	100,000,000.00	100,000,000.00	100.01	100,006,400.00	6,400.00	0.35%	A-1		3.87%	3.87%
06743VDW7	Barclays Capital Inc.			04/30/26	30	89,000,000.00	87,245,216.67	88,720,391.67	99.68	88,715,467.00	(4,924.67)	0.31%	A-1		3.90%	3.90%
06743VHU7	Barclays Capital Inc.			08/28/26	150	70,000,000.00	68,647,444.44	68,910,644.44	98.38	68,866,910.00	(43,734.44)	0.24%	A-1		4.00%	4.00%
09659CJ85	BNP Paribas New York Branch			09/11/26	164	160,000,000.00	156,859,733.33	157,218,133.33	98.23	157,167,520.00	(50,613.33)	0.54%	A-1		4.01%	4.01%
09659CM47	BNP Paribas New York Branch			12/04/26	248	150,000,000.00	145,772,500.00	146,089,166.67	97.31	145,966,500.00	(122,666.67)	0.51%	A-1		4.07%	4.07%
12509TH42	CDP Financial Inc.			08/04/26	126	85,000,000.00	83,405,730.56	83,905,034.73	98.66	83,858,875.00	(46,159.73)	0.29%	A-1+		3.94%	3.94%
13607FL20	Canadian Imperial Holdings Inc.			11/02/26	216	53,000,000.00	51,557,075.00	51,851,004.17	97.64	51,749,677.00	(101,327.17)	0.18%	A-1		4.08%	4.08%
16677JKG9	Chevron Corp.			09/16/26	169	100,000,000.00	97,974,166.67	98,180,000.00	98.23	98,229,700.00	49,700.00	0.34%	A-1+		3.89%	3.89%
16677KJH7	Chevron Corp.			09/17/26	170	100,000,000.00	97,995,833.33	98,169,166.66	98.22	98,219,200.00	50,033.34	0.34%	A-1+		3.89%	3.89%
16677KJQ7	Chevron Corp.			09/24/26	177	70,000,000.00	68,539,527.78	68,733,777.78	98.15	68,702,200.00	(31,577.78)	0.24%	A-1+		3.90%	3.90%
16677KJR5	Chevron Corp.			09/25/26	178	65,000,000.00	63,643,847.22	63,817,541.66	98.14	63,788,075.00	(29,466.66)	0.22%	A-1+		3.90%	3.90%
16677KJU8	Chevron Corp.			09/28/26	181	90,000,000.00	88,085,250.00	88,335,000.00	98.10	88,293,780.00	(41,220.00)	0.31%	A-1+		3.90%	3.90%
1730QPWC5	Citigroup Global Markets	3.91%	V	07/02/26	1	130,000,000.00	130,000,000.00	130,000,000.00	100.03	130,032,630.00	32,630.00	0.45%	A-1		3.91%	3.91%
1730QPXC3	Citigroup Global Markets	3.91%	V	07/01/26	1	100,000,000.00	100,000,000.00	100,000,000.00	100.03	100,025,200.00	25,200.00	0.35%	A-1		3.91%	3.91%
20272FDY8	Commonwealth Bank of Australia	3.83%	V	04/29/26	1	55,000,000.00	55,000,000.00	55,000,000.00	100.01	55,003,740.00	3,740.00	0.19%	A-1+		3.83%	3.83%

**TEXAS CLASS**  
Schedule of Investments  
03/31/26

Cusip	Security Description	Coupon	Maturity Date	Days to Reset		Share/Par	Original Cost	Amortized Cost	Price	Market Value	Unrealized		Ratings		YTM	Current Yield
				Maturity							Gain / (Loss)	% of MV	S&P			
20272FE9	Commonwealth Bank of Australia	3.82%	V	07/13/26	1	173,000,000.00	173,000,000.00	173,000,000.00	100.00	173,006,401.00	6,401.00	0.60%	A-1+	3.82%	3.82%	
20272FFG5	Commonwealth Bank of Australia	3.82%	V	09/18/26	1	140,000,000.00	140,000,000.00	140,000,000.00	99.96	139,940,640.00	(59,360.00)	0.48%	A-1+	3.82%	3.82%	
22533UEC3	Credit Agricole CIB New York			05/12/26	42	155,000,000.00	151,809,066.67	154,322,133.33	99.57	154,340,475.00	18,341.67	0.53%	A-1	3.71%	3.71%	
22533UET6	Credit Agricole CIB New York			05/27/26	57	140,000,000.00	137,074,000.00	139,137,600.00	99.42	139,186,740.00	49,140.00	0.48%	A-1	3.74%	3.74%	
22533UF99	Credit Agricole CIB New York			06/09/26	70	120,000,000.00	117,597,500.00	119,108,750.00	99.28	119,139,600.00	30,850.00	0.41%	A-1	3.77%	3.77%	
22533UFA6	Credit Agricole CIB New York			06/10/26	71	100,870,000.00	99,007,603.57	100,120,760.00	99.27	100,136,170.75	15,410.69	0.35%	A-1	3.77%	3.77%	
22533UGX5	Credit Agricole CIB New York			07/31/26	122	50,000,000.00	48,963,541.67	49,369,791.67	98.73	49,363,950.00	(5,841.67)	0.17%	A-1	3.85%	3.85%	
23305EES8	DBS Bank Ltd.			05/26/26	56	50,000,000.00	49,528,569.45	49,715,069.45	99.40	49,701,100.00	(13,969.45)	0.17%	A-1+	3.92%	3.92%	
23343WGP6	DZ Bank AG			07/23/26	114	100,000,000.00	98,114,277.78	98,829,194.45	98.77	98,774,500.00	(54,694.45)	0.34%	A-1	3.97%	3.97%	
44988GGK8	ING (U.S.) Funding LLC	3.91%	V	04/22/26	1	100,000,000.00	100,000,000.00	100,000,000.00	100.00	100,004,600.00	4,600.00	0.35%	A-1	3.91%	3.91%	
44988GGM4	ING (U.S.) Funding LLC	3.91%	V	04/28/26	1	100,000,000.00	100,000,000.00	100,000,000.00	100.01	100,005,700.00	5,700.00	0.35%	A-1	3.91%	3.91%	
44988GGY8	ING (U.S.) Funding LLC	3.89%	V	06/12/26	1	116,500,000.00	116,500,000.00	116,500,000.00	100.01	116,509,786.00	9,786.00	0.40%	A-1	3.89%	3.89%	
44988GH27	ING (U.S.) Funding LLC	3.89%	V	06/18/26	1	122,500,000.00	122,500,000.00	122,500,000.00	100.01	122,508,697.50	8,697.50	0.42%	A-1	3.89%	3.89%	
44988GH50	ING (U.S.) Funding LLC	3.90%	V	07/06/26	1	110,000,000.00	110,000,000.00	110,000,000.00	100.00	110,004,290.00	4,290.00	0.38%	A-1	3.90%	3.90%	
44988GHU5	ING (U.S.) Funding LLC	3.97%	V	09/28/26	1	25,000,000.00	25,000,000.00	25,000,000.00	100.00	24,999,275.00	(725.00)	0.09%	A-1	3.97%	3.97%	
44988KME6	ING (U.S.) Funding LLC	3.92%	V	04/06/26	1	85,000,000.00	85,000,000.00	85,000,000.00	100.00	85,001,105.00	1,105.00	0.29%	A-1	3.92%	3.92%	
48246UGW0	KFW			07/30/26	121	165,000,000.00	161,972,020.83	162,992,500.00	98.79	163,006,965.00	14,465.00	0.56%	A-1+	3.69%	3.69%	
48246UGX8	KFW			07/31/26	122	100,000,000.00	98,154,722.22	98,773,194.44	98.78	98,782,300.00	9,105.56	0.34%	A-1+	3.69%	3.69%	
48246UH74	KFW			08/07/26	129	75,000,000.00	73,638,854.17	74,026,666.67	98.71	74,035,500.00	8,833.33	0.26%	A-1+	3.69%	3.69%	
48246UHB5	KFW			08/11/26	133	110,000,000.00	107,970,194.44	108,527,833.33	98.68	108,542,610.00	14,776.67	0.38%	A-1+	3.68%	3.68%	
48246UHL3	KFW			08/20/26	142	70,000,000.00	68,791,362.50	69,003,404.17	98.59	69,011,670.00	8,265.83	0.24%	A-1+	3.68%	3.68%	
50244MJG8	LVMH Moet Hennessy Louis Vuitton			09/16/26	169	75,000,000.00	73,505,000.00	73,635,000.00	98.21	73,653,900.00	18,900.00	0.26%	A-1	3.95%	3.95%	
53943SDM6	Lloyds Bank PLC			04/21/26	21	48,500,000.00	47,572,767.57	48,396,398.61	99.78	48,392,718.00	(3,680.61)	0.17%	A-1	3.85%	3.85%	
53943SHR1	Lloyds Bank PLC			08/25/26	147	200,000,000.00	196,197,666.67	196,966,444.45	98.39	196,776,600.00	(189,844.45)	0.68%	A-1	4.07%	4.07%	
55607LJQ8	Macquarie Bank Ltd.			09/24/26	177	37,500,000.00	36,725,312.50	36,763,000.00	98.05	36,767,512.50	4,512.50	0.13%	A-1	4.11%	4.11%	
55607LJR6	Macquarie Bank Ltd.			09/25/26	178	100,000,000.00	97,889,500.00	98,023,500.00	98.04	98,035,400.00	11,900.00	0.34%	A-1	4.11%	4.11%	
55607NG38	Macquarie Bank Ltd.	3.90%	V	06/18/26	1	65,000,000.00	65,000,000.00	65,000,000.00	100.02	65,011,960.00	11,960.00	0.23%	A-1	3.90%	3.90%	
55607NH37	Macquarie Bank Ltd.	3.91%	V	06/26/26	1	135,000,000.00	135,000,000.00	135,000,000.00	100.02	135,027,675.00	27,675.00	0.47%	A-1	3.91%	3.91%	
55607NJ50	Macquarie Bank Ltd.	3.88%	V	05/28/26	1	150,000,000.00	150,000,000.00	150,000,000.00	100.02	150,025,200.00	25,200.00	0.52%	A-1	3.88%	3.88%	
59157UED8	MetLife Short Term Funding LLC			05/13/26	43	25,000,000.00	24,445,833.33	24,889,166.67	99.55	24,887,600.00	(1,566.67)	0.09%	A-1+	3.83%	3.83%	
60689GEF9	Mizuho Bank Ltd. New York			05/15/26	45	120,000,000.00	116,341,800.00	119,399,400.00	99.53	119,439,960.00	40,560.00	0.41%	A-1	3.80%	3.80%	
60689GEJ1	Mizuho Bank Ltd. New York			05/18/26	48	120,000,000.00	116,364,666.67	119,357,666.67	99.50	119,400,600.00	42,933.33	0.41%	A-1	3.82%	3.82%	
60689QDP6	Mizuho Bank Ltd. Singapore			04/23/26	23	125,000,000.00	123,623,697.92	124,711,631.95	99.76	124,701,625.00	(10,006.95)	0.43%	A-1	3.80%	3.80%	
62479MDV2	MUFG Bank Ltd. New York			04/29/26	29	110,000,000.00	107,911,986.11	109,662,055.56	99.71	109,677,810.00	15,754.44	0.38%	A-1	3.70%	3.70%	
62479MDW0	MUFG Bank Ltd. New York			04/30/26	30	100,000,000.00	97,130,000.00	99,669,722.22	99.70	99,697,000.00	27,277.78	0.35%	A-1	3.70%	3.70%	
62479MEK5	MUFG Bank Ltd. New York			05/19/26	49	39,000,000.00	37,830,043.33	38,788,880.00	99.50	38,803,791.00	14,911.00	0.13%	A-1	3.77%	3.77%	
62479MET6	MUFG Bank Ltd. New York			05/27/26	57	140,000,000.00	137,104,800.00	139,137,600.00	99.41	139,175,260.00	37,660.00	0.48%	A-1	3.79%	3.79%	
62479MG15	MUFG Bank Ltd. New York			07/01/26	92	200,000,000.00	196,260,000.00	198,109,222.22	99.03	198,063,800.00	(45,422.22)	0.69%	A-1	3.88%	3.88%	
62479MG23	MUFG Bank Ltd. New York			07/02/26	93	200,000,000.00	196,311,444.44	198,093,555.55	99.02	198,041,800.00	(51,755.55)	0.69%	A-1	3.88%	3.88%	
63254G2U8	National Australia Bank Ltd.	3.87%	V	06/22/26	1	180,000,000.00	180,000,000.00	180,000,000.00	100.02	180,029,880.00	29,880.00	0.62%	A-1+	3.87%	3.87%	
63254G2X2	National Australia Bank Ltd.	3.83%	V	07/09/26	1	105,000,000.00	105,000,000.00	105,000,000.00	100.00	105,004,200.00	4,200.00	0.36%	A-1+	3.83%	3.83%	
63254G3D5	National Australia Bank Ltd.	3.82%	V	09/01/26	1	150,000,000.00	150,000,000.00	150,000,000.00	99.97	149,953,650.00	(46,350.00)	0.52%	A-1+	3.82%	3.82%	
63254G3E3	National Australia Bank Ltd.	3.82%	V	09/04/26	1	150,000,000.00	150,000,000.00	150,000,000.00	99.97	149,950,650.00	(49,350.00)	0.52%	A-1+	3.82%	3.82%	
63254G3K9	National Australia Bank Ltd.	3.82%	V	09/18/26	1	69,000,000.00	69,000,000.00	69,000,000.00	99.96	68,970,606.00	(29,394.00)	0.24%	A-1+	3.82%	3.82%	
63254GY41	National Australia Bank Ltd.	3.88%	V	06/05/26	1	90,000,000.00	90,000,000.00	90,000,000.00	100.02	90,017,640.00	17,640.00	0.31%	A-1+	3.88%	3.88%	
63254GY74	National Australia Bank Ltd.	3.88%	V	06/18/26	1	125,000,000.00	125,000,000.00	125,000,000.00	100.02	125,025,125.00	25,125.00	0.43%	A-1+	3.88%	3.88%	
63307MDU0	National Bank of Canada			04/28/26	28	120,000,000.00	116,583,333.33	119,631,000.00	99.70	119,645,280.00	14,280.00	0.41%	A-1	3.86%	3.86%	
63307MDW6	National Bank of Canada			04/30/26	30	39,650,000.00	38,611,103.91	39,522,877.69	99.68	39,524,309.50	1,431.81	0.14%	A-1	3.87%	3.87%	
63307MEJ4	National Bank of Canada			05/18/26	48	120,000,000.00	116,323,666.67	119,357,666.67	99.49	119,387,280.00	29,613.33	0.41%	A-1	3.90%	3.90%	
63307MQB6	National Bank of Canada	3.89%	V	06/12/26	1	124,000,000.00	124,000,000.00	124,000,000.00	100.02	124,023,436.00	23,436.00	0.43%	A-1	3.89%	3.89%	
63873KD20	Natixis New York Branch			04/02/26	2	145,000,000.00	142,126,422.22	144,984,211.11	99.98	144,967,955.00	(16,256.11)	0.50%	A-1	4.03%	4.03%	
63873KDT1	Natixis New York Branch			04/27/26	27	150,000,000.00	147,136,000.00	149,584,000.00	99.71	149,559,000.00	(25,000.00)	0.52%	A-1	3.99%	3.99%	
65557RJF8	Nordea Bank Abp	3.83%	V	07/07/26	1	60,000,000.00	60,000,000.00	60,000,000.00	100.01	60,007,560.00	7,560.00	0.21%	A-1+	3.83%	3.83%	
65557RJL5	Nordea Bank Abp	3.94%	V	09/28/26	1	80,000,000.00	80,000,000.00	80,000,000.00	100.02	80,018,240.00	18,240.00	0.28%	A-1+	3.94%	3.94%	
65558KGU2	Nordea Bank Abp			07/28/26	119	39,000,000.00	38,408,370.00	38,528,295.00	98.72	38,502,204.00	(26,091.00)	0.13%	A-1+	3.97%	3.97%	
65558KH49	Nordea Bank Abp			08/04/26	126	150,000,000.00	147,236,250.00	148,080,729.17	98.65	147,969,600.00	(111,129.17)	0.51%	A-1+	3.97%	3.97%	
68328HJE5	Ontario Teachers' Finance Trust			09/14/26	167	23,000,000.00	22,357,022.22	22,607,594.44	98.19	22,583,976.00	(23,618.44)	0.08%	A-1+	4.03%	4.03%	
78013WEN6	Royal Bank of Canada			05/22/26	52	100,000,000.00	97,025,916.67	99,431,916.67	99.44	99,443,700.00	11,783.33	0.34%	A-1+	3.93%	3.93%	
78014XRN9	Royal Bank of Canada	3.86%	V	06/04/26	1	140,000,000.00	140,000,000.00	140,000,000.00	100.00	139,997,200.00	(2,800.00)	0.49%	A-1+	3.86%	3.86%	
78014XRP4	Royal Bank of Canada	3.86%	V	06/05/26	1	130,000,000.00	130,000,000.00	130,000,000.00	100.00	129,997,530.00	(2,470.00)	0.45%	A-1+	3.86%	3.86%	
78014XRQ2	Royal Bank of Canada	3.86%	V	06/08/26	1	150,000,000.00	150,000,000.00	150,000,000.00	100.00	149,997,900.00	(2,100.00)	0.52%	A-1+	3.86%	3.86%	

**TEXAS CLASS**  
Schedule of Investments  
03/31/26

Cusip	Security Description	Coupon	Maturity Date	Days to Reset		Share/Par	Original Cost	Amortized Cost	Price	Market Value	Unrealized		Ratings		YTM	Current Yield
				Maturity							Gain / (Loss)	% of MV	S&P			
78014XSL2	Royal Bank of Canada	3.82%	V	08/24/26	1	135,000,000.00	135,000,000.00	135,000,000.00	99.97	134,959,905.00	(40,095.00)	0.47%	A-1+	3.82%	3.82%	
78014XS57	Royal Bank of Canada	3.89%	V	11/24/26	1	125,000,000.00	125,000,000.00	125,000,000.00	99.92	124,901,125.00	(98,875.00)	0.43%	A-1+	3.89%	3.89%	
78014XST5	Royal Bank of Canada	3.89%	V	11/25/26	1	105,000,000.00	105,000,000.00	105,000,000.00	99.93	104,922,195.00	(77,805.00)	0.36%	A-1+	3.89%	3.89%	
83050UE53	Skandinaviska Enskilda Banken AB			05/05/26	35	50,000,000.00	48,662,277.78	49,812,055.56	99.64	49,820,200.00	8,144.44	0.17%	A-1	3.76%	3.76%	
83050UEU8	Skandinaviska Enskilda Banken AB			05/28/26	58	100,000,000.00	96,959,083.33	99,365,083.33	99.40	99,395,100.00	30,016.67	0.34%	A-1	3.83%	3.83%	
83050UF37	Skandinaviska Enskilda Banken AB			06/03/26	64	50,000,000.00	48,483,333.33	49,650,000.00	99.33	49,665,300.00	15,300.00	0.17%	A-1	3.84%	3.84%	
83050UJR0	Skandinaviska Enskilda Banken AB			09/25/26	178	146,500,000.00	143,534,840.00	143,647,645.00	98.07	143,672,550.00	24,905.00	0.50%	A-1+	4.04%	4.04%	
83050UIJ3	Skandinaviska Enskilda Banken AB			09/28/26	181	100,000,000.00	97,972,708.33	98,027,500.00	98.04	98,036,700.00	9,200.00	0.34%	A-1+	4.04%	4.04%	
83050WTG9	Skandinaviska Enskilda Banken AB	3.83%	V	10/13/26	1	70,000,000.00	70,000,000.00	70,000,000.00	99.95	69,965,980.00	(34,020.00)	0.24%	A-1+	3.83%	3.83%	
83050WTH7	Skandinaviska Enskilda Banken AB	3.83%	V	10/21/26	1	70,000,000.00	70,000,000.00	70,000,000.00	99.95	69,962,060.00	(37,940.00)	0.24%	A-1+	3.83%	3.83%	
83050WNT4	Skandinaviska Enskilda Banken AB	3.80%	V	08/18/26	1	50,000,000.00	50,000,000.00	50,000,000.00	99.98	49,988,850.00	(11,150.00)	0.17%	A-1	3.80%	3.80%	
83369CF17	Societe Generale SA			06/01/26	62	90,000,000.00	88,273,400.00	89,408,300.00	99.34	89,409,150.00	850.00	0.31%	A-1	3.89%	3.89%	
83369CG73	Societe Generale SA			07/07/26	98	120,000,000.00	117,725,000.00	118,787,500.00	98.95	118,738,560.00	(48,940.00)	0.41%	A-1	3.96%	3.96%	
83369CGX6	Societe Generale SA			07/31/26	122	127,000,000.00	124,347,111.11	125,395,062.22	98.68	125,323,981.00	(71,021.22)	0.43%	A-1	4.00%	4.00%	
85324UEJ8	Standard Chartered Bank of New York			05/18/26	48	110,000,000.00	106,667,611.11	109,411,194.44	99.49	109,436,360.00	25,165.56	0.38%	A-1	3.92%	3.92%	
86562LEF5	Sumitomo Mitsui Banking Corp.			05/15/26	45	120,000,000.00	116,609,800.00	119,410,400.00	99.51	119,415,480.00	5,080.00	0.41%	A-1	3.97%	3.97%	
86562LEI7	Sumitomo Mitsui Banking Corp.			08/15/26	48	100,000,000.00	29,142,400.00	29,842,550.00	99.48	29,844,120.00	1,570.00	0.10%	A-1	3.97%	3.97%	
86563HFB1	Sumitomo Mitsui Trust Bank, Ltd. New Yo			06/11/26	72	100,000,000.00	99,057,500.00	99,230,833.33	99.22	99,221,700.00	(9,133.33)	0.34%	A-1	3.98%	3.98%	
86564XDV3	Sumitomo Mitsui Trust Bank, Ltd. Singapo			04/29/26	29	150,000,000.00	148,562,500.00	149,562,500.00	99.70	149,550,000.00	(12,500.00)	0.52%	A-1	3.79%	3.79%	
86564XH56	Sumitomo Mitsui Trust Bank, Ltd. Singapo			08/05/26	127	100,000,000.00	98,171,000.00	98,698,000.00	98.62	98,617,500.00	(80,500.00)	0.34%	A-1	4.03%	4.03%	
86564XH72	Sumitomo Mitsui Trust Bank, Ltd. Singapo			08/07/26	129	75,000,000.00	73,612,750.00	74,008,000.00	98.60	73,946,550.00	(61,450.00)	0.26%	A-1	4.03%	4.03%	
86960KGF3	Svenska Handelsbanken AB			07/15/26	106	50,000,000.00	49,054,444.44	49,460,416.66	98.86	49,429,750.00	(30,666.66)	0.17%	A-1+	3.97%	3.97%	
86960KHJ4	Svenska Handelsbanken AB			08/18/26	140	50,000,000.00	49,077,402.78	49,291,486.11	98.48	49,240,850.00	(50,636.11)	0.17%	A-1+	4.02%	4.02%	
86960KHR6	Svenska Handelsbanken AB			08/25/26	147	87,500,000.00	85,876,656.26	86,190,562.51	98.40	86,103,325.00	(87,237.51)	0.30%	A-1+	4.03%	4.03%	
86960LNE6	Svenska Handelsbanken AB	3.93%	V	10/06/26	1	60,000,000.00	60,025,500.00	60,018,509.65	100.00	60,001,320.00	(17,189.65)	0.21%	A-1+	3.93%	3.93%	
86960LNF3	Svenska Handelsbanken AB	3.83%	V	05/07/26	1	50,000,000.00	50,000,000.00	50,000,000.00	100.01	50,006,600.00	6,600.00	0.17%	A-1+	3.83%	3.83%	
86960LNG1	Svenska Handelsbanken AB	3.83%	V	05/14/26	1	130,000,000.00	130,000,000.00	130,000,000.00	100.01	130,017,940.00	17,940.00	0.45%	A-1+	3.83%	3.83%	
86960LNM8	Svenska Handelsbanken AB	3.84%	V	05/29/26	1	150,000,000.00	150,000,000.00	150,000,000.00	100.02	150,024,000.00	24,000.00	0.52%	A-1+	3.84%	3.84%	
86960LNN6	Svenska Handelsbanken AB	3.84%	V	06/04/26	1	150,000,000.00	150,000,000.00	150,000,000.00	100.02	150,022,950.00	22,950.00	0.52%	A-1+	3.84%	3.84%	
86960LNU0	Svenska Handelsbanken AB	3.82%	V	08/20/26	1	40,000,000.00	40,000,000.00	40,000,000.00	99.98	39,991,400.00	(8,600.00)	0.14%	A-1+	3.82%	3.82%	
87020XF54	Swedbank AB			06/05/26	66	150,000,000.00	146,565,375.00	148,951,875.00	99.30	148,957,200.00	5,325.00	0.52%	A-1+	3.87%	3.87%	
87020XGV6	Swedbank AB			07/29/26	120	39,000,000.00	38,276,452.50	38,524,297.50	98.72	38,499,318.00	(24,979.50)	0.13%	A-1+	3.96%	3.96%	
87020XH37	Swedbank AB			08/03/26	125	147,000,000.00	144,272,782.50	145,131,630.00	98.66	145,032,111.00	(99,519.00)	0.50%	A-1+	3.96%	3.96%	
87020YGD4	Swedbank AB	3.84%	V	05/28/26	1	150,000,000.00	150,000,000.00	150,000,000.00	100.02	150,029,700.00	29,700.00	0.52%	A-1	3.84%	3.84%	
87020YGE2	Swedbank AB	3.85%	V	06/08/26	1	160,000,000.00	160,000,000.00	160,000,000.00	100.02	160,035,360.00	35,360.00	0.55%	A-1	3.85%	3.85%	
89119BEM4	The Toronto-Dominion Bank			05/21/26	51	135,000,000.00	133,734,375.00	134,296,875.00	99.46	134,277,075.00	(19,800.00)	0.47%	A-1	3.85%	3.85%	
89119BEN2	The Toronto-Dominion Bank			05/22/26	52	135,000,000.00	133,720,312.50	134,282,812.50	99.45	134,262,765.00	(20,047.50)	0.47%	A-1	3.85%	3.85%	
89119BHE9	The Toronto-Dominion Bank			08/14/26	136	180,000,000.00	176,046,200.00	177,482,250.00	98.55	177,382,080.00	(100,170.00)	0.61%	A-1	3.96%	3.96%	
89119BHH2	The Toronto-Dominion Bank			08/17/26	139	175,000,000.00	171,101,631.94	172,497,791.66	98.51	172,396,875.00	(100,916.66)	0.60%	A-1	3.97%	3.97%	
89119BLG9	The Toronto-Dominion Bank			11/16/26	230	120,000,000.00	116,727,166.66	117,213,833.33	97.50	116,997,840.00	(215,993.33)	0.41%	A-1	4.07%	4.07%	
89120FJJ4	The Toronto-Dominion Bank	3.88%	V	11/16/26	1	140,000,000.00	140,000,000.00	140,000,000.00	99.96	139,945,540.00	(54,460.00)	0.48%	A-1	3.88%	3.88%	
89233HEK6	Toyota Motor Credit Corp.			05/19/26	49	35,000,000.00	33,988,062.50	34,811,000.00	99.49	34,821,675.00	10,675.00	0.12%	A-1+	3.81%	3.81%	
89233HFG4	Toyota Motor Credit Corp.			06/16/26	77	35,000,000.00	33,995,208.33	34,711,833.33	99.19	34,717,305.00	5,471.67	0.12%	A-1+	3.86%	3.86%	
91127QD61	United Overseas Bank Ltd.			04/16/26	16	95,000,000.00	93,770,673.61	94,847,604.17	99.83	94,841,350.00	(6,254.17)	0.33%	A-1+	3.82%	3.82%	
91127QDH9	United Overseas Bank Ltd.			04/17/26	17	170,000,000.00	167,800,152.78	169,709,111.11	99.82	169,698,250.00	(10,861.11)	0.59%	A-1+	3.82%	3.82%	
91127RKD8	United Overseas Bank Ltd.	3.84%	V	04/15/26	1	55,000,000.00	55,000,000.00	55,000,000.00	100.00	55,001,375.00	1,375.00	0.19%	A-1+	3.84%	3.84%	
91127RKK2	United Overseas Bank Ltd.	3.87%	V	04/21/26	1	85,000,000.00	85,000,000.00	85,000,000.00	100.01	85,004,250.00	4,250.00	0.29%	A-1+	3.87%	3.87%	
91127RKR7	United Overseas Bank Ltd.	3.88%	V	06/02/26	1	70,000,000.00	70,000,000.00	70,000,000.00	100.02	70,013,580.00	13,580.00	0.24%	A-1+	3.87%	3.87%	
91127RLC9	United Overseas Bank Ltd.	3.80%	V	08/05/26	1	100,000,000.00	100,000,000.00	100,000,000.00	99.99	99,988,100.00	(11,900.00)	0.35%	A-1+	3.80%	3.80%	
9612C1G84	Westpac Banking Corp.			07/08/26	99	100,000,000.00	97,784,500.00	98,971,000.00	98.94	98,936,000.00	(35,000.00)	0.34%	A-1+	3.97%	3.97%	
9612C1G92	Westpac Banking Corp.			07/09/26	100	135,000,000.00	132,024,825.00	133,596,675.00	98.92	133,548,480.00	(48,195.00)	0.46%	A-1+	3.97%	3.97%	
9612C1J81	Westpac Banking Corp.			09/08/26	161	40,000,000.00	39,013,155.56	39,352,888.89	98.24	39,294,800.00	(58,088.89)	0.14%	A-1+	4.07%	4.07%	
9612C1J99	Westpac Banking Corp.			09/09/26	162	55,000,000.00	53,637,527.78	54,104,661.12	98.23	54,024,080.00	(80,581.12)	0.19%	A-1+	4.07%	4.07%	
<b>TOTAL : BANKING</b>						<b>16,854,120,000.00</b>	<b>16,627,349,571.76</b>	<b>16,742,989,918.79</b>		<b>16,740,231,681.85</b>	<b>(2,758,236.94)</b>	<b>58.00%</b>				
<b>TECHNOLOGY HARDWARE</b>																
47816GFH7	Johnson & Johnson			06/17/26	78	95,000,000.00	93,783,050.00	94,256,308.33	99.21	94,244,940.00	(11,368.33)	0.33%	A-1+	3.75%	3.75%	
<b>TOTAL : TECHNOLOGY HARDWARE</b>						<b>95,000,000.00</b>	<b>93,783,050.00</b>	<b>94,256,308.33</b>		<b>94,244,940.00</b>	<b>(11,368.33)</b>	<b>0.33%</b>				
<b>TOTAL : Commercial Paper</b>						<b>16,949,120,000.00</b>	<b>16,721,132,621.76</b>	<b>16,837,246,227.12</b>		<b>16,834,476,621.85</b>	<b>(2,769,605.27)</b>	<b>58.32%</b>				
<b>Asset Backed Commercial Paper</b>																
<b>BANKING</b>																
0347M3GA6	Angelsea Funding LLC			07/10/26	101	60,000,000.00	58,884,233.33	59,376,666.66	98.91	59,345,580.00	(31,086.66)	0.21%	A-1	3.99%	3.99%	

**TEXAS CLASS**  
Schedule of Investments  
03/31/26

Cusip	Security Description	Coupon	Maturity Date	Days to Reset		Share/Par	Original Cost	Amortized Cost	Price	Market Value	Unrealized		Ratings		YTM	Current Yield
				Maturity							Gain / (Loss)	% of MV	S&P			
036648GH3	Antalis SA		07/17/26	108		120,000,000.00	117,574,500.00	118,626,833.33	98.83	118,592,160.00	(34,673.33)	0.41%	A-1	4.01%	4.01%	
036648H66	Antalis SA		08/06/26	128		50,000,000.00	49,026,805.56	49,320,902.78	98.60	49,302,050.00	(18,852.78)	0.17%	A-1	4.04%	4.04%	
036648JA5	Antalis SA		09/10/26	163		78,000,000.00	76,402,733.33	76,638,120.00	98.22	76,607,856.00	(30,264.00)	0.27%	A-1	4.07%	4.07%	
03843MD11	Aquitaine Funding Co. LLC		04/01/26	1		200,000,000.00	195,957,666.67	200,000,000.00	100.00	200,000,000.00	-	0.69%	A-1	0.00%	0.00%	
03843MDA1	Aquitaine Funding Co. LLC		04/10/26	10		85,000,000.00	83,215,000.00	84,915,000.00	99.89	84,909,560.00	(5,440.00)	0.29%	A-1	3.89%	3.89%	
03843MEK8	Aquitaine Funding Co. LLC		05/19/26	49		29,500,000.00	28,900,166.67	29,342,666.67	99.47	29,343,709.00	1,042.33	0.10%	A-1	3.97%	3.97%	
03843MEM4	Aquitaine Funding Co. LLC		05/21/26	51		30,000,000.00	29,406,666.67	29,833,333.33	99.45	29,834,460.00	1,126.67	0.10%	A-1	3.97%	3.97%	
03843MHA7	Aquitaine Funding Co. LLC		08/10/26	132		36,000,000.00	35,321,250.00	35,508,750.00	98.55	35,476,740.00	(32,010.00)	0.12%	A-1	4.08%	4.08%	
04821PGM9	Atlantic Asset Securitization LLC	3.91%	06/01/26	1		15,000,000.00	15,000,000.00	15,000,000.00	100.01	15,001,665.00	1,665.00	0.05%	A-1	3.91%	3.91%	
04821PGS6	Atlantic Asset Securitization LLC	3.89%	08/07/26	1		113,000,000.00	113,000,000.00	113,000,000.00	99.98	112,977,287.00	(22,713.00)	0.39%	A-1	3.89%	3.89%	
04821PGY3	Atlantic Asset Securitization LLC	3.91%	11/17/26	1		75,000,000.00	75,000,000.00	75,000,000.00	99.94	74,953,125.00	(46,875.00)	0.26%	A-1	3.91%	3.91%	
06945MJ98	Barton Capital S.A.		09/09/26	162		15,000,000.00	14,706,366.67	14,743,070.84	98.20	14,729,865.00	(13,205.84)	0.05%	A-1	4.13%	4.13%	
07644BD25	Bedford Row Funding Corp.		04/02/26	2		50,000,000.00	48,952,152.78	49,994,513.89	99.98	49,989,800.00	(4,713.89)	0.17%	A-1+	3.72%	3.72%	
07644BEF5	Bedford Row Funding Corp.		05/15/26	45		40,000,000.00	38,788,044.44	39,801,022.22	99.52	39,809,000.00	7,977.78	0.14%	A-1+	3.89%	3.89%	
07644BFA5	Bedford Row Funding Corp.		06/10/26	71		125,000,000.00	122,560,000.00	124,066,666.67	99.24	124,054,625.00	(12,041.67)	0.43%	A-1+	3.92%	3.92%	
07644BF4	Bedford Row Funding Corp.		06/15/26	76		120,000,000.00	117,701,300.00	119,047,500.00	99.19	119,028,000.00	(19,500.00)	0.41%	A-1+	3.92%	3.92%	
07644BFV9	Bedford Row Funding Corp.		06/29/26	90		30,000,000.00	29,446,716.67	29,723,358.34	99.04	29,711,370.00	(11,988.34)	0.10%	A-1+	3.94%	3.94%	
07644BH54	Bedford Row Funding Corp.		08/05/26	127		50,000,000.00	48,934,000.00	49,354,250.00	98.63	49,316,600.00	(37,650.00)	0.17%	A-1+	3.98%	3.98%	
07644BH8H	Bedford Row Funding Corp.		08/17/26	139		60,000,000.00	58,674,166.67	59,149,000.00	98.50	59,100,840.00	(48,160.00)	0.20%	A-1+	4.00%	4.00%	
07645RFJ0	Bedford Row Funding Corp.	3.87%	04/27/26	1		135,000,000.00	135,000,000.00	135,000,000.00	100.01	135,010,800.00	10,800.00	0.47%	A-1+	3.87%	3.87%	
07645RFK7	Bedford Row Funding Corp.	3.87%	06/12/26	1		130,000,000.00	130,000,000.00	130,000,000.00	100.02	130,024,960.00	24,960.00	0.45%	A-1+	3.87%	3.87%	
07645RFM3	Bedford Row Funding Corp.	3.90%	10/20/26	1		15,000,000.00	15,000,000.00	15,000,000.00	99.99	14,998,770.00	(1,230.00)	0.05%	A-1+	3.90%	3.90%	
08224ME09	Bennington Stark Capital Co. LLC		05/14/26	44		50,000,000.00	49,011,111.11	49,761,111.11	99.52	49,762,450.00	1,338.89	0.17%	A-1	3.96%	3.96%	
11042MDU9	Britannia Funding Co. LLC		04/28/26	28		53,925,000.00	52,861,778.75	53,767,269.37	99.70	53,762,847.53	(4,421.84)	0.19%	A-1	3.93%	3.93%	
11042ME79	Britannia Funding Co. LLC		05/07/26	37		100,000,000.00	98,032,111.11	99,602,000.00	99.60	99,598,700.00	(3,300.00)	0.35%	A-1	3.97%	3.97%	
11042MED6	Britannia Funding Co. LLC		05/13/26	43		120,000,000.00	117,586,666.67	119,440,000.00	99.53	119,436,480.00	(3,520.00)	0.41%	A-1	4.00%	4.00%	
11042MEE4	Britannia Funding Co. LLC		05/14/26	44		73,100,000.00	71,629,877.78	72,750,744.44	99.52	72,748,389.00	(2,355.44)	0.25%	A-1	4.01%	4.01%	
11042MEJ3	Britannia Funding Co. LLC		05/18/26	48		38,000,000.00	37,227,713.33	37,800,563.33	99.47	37,799,968.00	(595.33)	0.13%	A-1	4.02%	4.02%	
11042MGP7	Britannia Funding Co. LLC		07/23/26	114		40,000,000.00	39,241,811.11	39,526,655.55	98.71	39,485,720.00	(40,935.55)	0.14%	A-1	4.17%	4.17%	
11042MH50	Britannia Funding Co. LLC		08/05/26	127		56,400,000.00	55,333,789.34	55,657,776.00	98.56	55,589,532.00	(68,244.00)	0.19%	A-1	4.19%	4.19%	
15963REH2	Chariot Funding LLC	3.89%	05/12/26	1		150,000,000.00	150,000,000.00	150,000,000.00	100.01	150,018,150.00	18,150.00	0.52%	A-1+	3.89%	3.89%	
15963REJ8	Chariot Funding LLC	3.89%	05/19/26	1		40,000,000.00	40,000,000.00	40,000,000.00	100.01	40,005,160.00	5,160.00	0.14%	A-1+	3.89%	3.89%	
15963REK5	Chariot Funding LLC	3.91%	06/15/26	1		80,000,000.00	80,000,000.00	80,000,000.00	100.02	80,016,480.00	16,480.00	0.28%	A-1+	3.91%	3.91%	
19767DDN1	Columbia Funding Co. LLC		04/22/26	22		34,000,000.00	33,340,400.00	33,923,046.67	99.77	33,920,372.00	(2,674.67)	0.12%	A-1	3.89%	3.89%	
19767DGE8	Columbia Funding Co. LLC		07/14/26	105		30,000,000.00	29,434,375.00	29,675,000.00	98.85	29,654,730.00	(20,270.00)	0.10%	A-1	4.05%	4.05%	
19767DGG3	Columbia Funding Co. LLC		07/16/26	107		72,000,000.00	70,665,420.00	71,200,760.00	98.83	71,155,296.00	(45,464.00)	0.25%	A-1	4.05%	4.05%	
19767DHAS	Columbia Funding Co. LLC		08/10/26	132		130,000,000.00	127,569,000.00	128,230,772.22	98.55	128,111,620.00	(119,152.22)	0.44%	A-1	4.08%	4.08%	
21038XFW4	Constellation Funding		06/30/26	91		70,000,000.00	67,990,241.67	69,312,250.00	99.01	69,308,890.00	(3,360.00)	0.24%	A-1	4.00%	4.00%	
30607LAF4	Falcon Asset Funding LLC	3.89%	05/13/26	1		73,000,000.00	73,000,000.00	73,000,000.00	100.01	73,009,417.00	9,417.00	0.25%	A-1+	3.89%	3.89%	
38346MEM2	Gotham Funding Corp.		05/21/26	51		98,485,000.00	97,533,470.76	97,973,425.14	99.46	97,948,453.72	(24,971.42)	0.34%	A-1	3.92%	3.92%	
38346MFC3	Gotham Funding Corp.		06/12/26	73		115,000,000.00	113,742,187.50	114,137,500.00	99.22	114,099,205.00	(38,295.00)	0.40%	A-1	3.95%	3.95%	
40588MGA9	Halkin Finance LLC		07/10/26	101		100,000,000.00	98,083,583.33	98,952,777.78	98.91	98,905,000.00	(47,777.78)	0.34%	A-1	4.00%	4.00%	
42351CDG2	Helvetica Funding Co.		04/16/26	16		55,000,000.00	54,498,094.45	54,912,458.33	99.83	54,906,500.00	(5,958.33)	0.19%	A-1	3.88%	3.88%	
42351CE71	Helvetica Funding Co.		05/07/26	37		65,000,000.00	63,705,850.00	64,742,600.00	99.60	64,742,730.00	130.00	0.22%	A-1	3.92%	3.92%	
46224MAP9	Ionic Funding LLC	3.83%	05/05/26	1		200,000,000.00	200,000,000.00	200,000,000.00	100.00	200,004,400.00	4,400.00	0.69%	A-1	3.83%	3.83%	
4820P5CW6	Jupiter Securitization Co. LLC	3.89%	05/11/26	1		150,000,000.00	150,000,000.00	150,000,000.00	100.01	150,021,300.00	21,300.00	0.52%	A-1+	3.89%	3.89%	
4820P5CX4	Jupiter Securitization Co. LLC	3.89%	06/02/26	1		82,000,000.00	82,000,000.00	82,000,000.00	100.02	82,012,300.00	12,300.00	0.28%	A-1+	3.89%	3.89%	
53944RED6	LMA Americas LLC		05/13/26	43		50,900,000.00	49,883,555.28	50,665,435.83	99.54	50,665,147.40	(288.43)	0.18%	A-1	3.93%	3.93%	
53944REJ3	LMA Americas LLC		05/18/26	48		30,000,000.00	29,396,666.67	29,843,333.33	99.48	29,845,020.00	1,686.67	0.10%	A-1	3.95%	3.95%	
53944REK0	LMA Americas LLC		05/19/26	49		20,000,000.00	19,597,777.78	19,893,333.33	99.47	19,894,480.00	1,146.67	0.07%	A-1	3.95%	3.95%	
53944RE11	LMA Americas LLC		05/27/26	57		50,000,000.00	48,977,777.78	49,688,888.89	99.38	49,692,200.00	3,311.11	0.17%	A-1	3.97%	3.97%	
53944RHQ4	LMA Americas LLC		08/24/26	146		46,250,000.00	45,382,812.50	45,551,432.29	99.39	45,505,190.00	(46,242.29)	0.16%	A-1	4.09%	4.09%	
53944RJH2	LMA Americas LLC		09/17/26	170		31,300,000.00	30,664,653.47	30,719,602.36	98.12	30,711,653.90	(7,948.46)	0.11%	A-1	4.11%	4.11%	
53944RJM1	LMA Americas LLC		09/21/26	174		31,300,000.00	30,650,916.25	30,705,865.14	98.08	30,697,600.20	(8,264.94)	0.11%	A-1	4.12%	4.12%	
53944RJR0	LMA Americas LLC		09/25/26	178		30,000,000.00	29,368,000.00	29,417,375.00	98.03	29,409,150.00	(8,225.00)	0.10%	A-1	4.12%	4.12%	
55458FGA9	Mackinac Funding Company, LLC		07/10/26	101		47,000,000.00	46,089,375.00	46,510,416.67	98.89	46,478,958.00	(31,458.67)	0.16%	A-1	4.05%	4.05%	
55458FGD3	Mackinac Funding Company, LLC		07/13/26	104		30,000,000.00	29,437,641.67	29,676,408.34	98.86	29,657,280.00	(19,128.34)	0.10%	A-1	4.06%	4.06%	
55458FH34	Mackinac Funding Company, LLC		08/03/26	125		57,000,000.00	55,931,250.00	56,263,750.00	98.62	56,213,514.00	(50,236.00)	0.19%	A-1	4.09%	4.09%	
56274MDL3	Manhattan Asset Funding Co.		04/20/26	20		30,000,000.00	29,428,916.67	29,939,041.67	99.79	29,936,910.00	(2,131.67)	0.10%	A-1	3.85%	3.85%	
65409SGV4	Nieuw Amsterdam Receivables Corp.		07/29/26	120		100,000,000.00	98,257,500.00	98,780,250.00	98.70	98,702,100.00	(78,150.00)	0.34%	A-1	4.00%	4.00%	
65409SJF6	Nieuw Amsterdam Receivables Corp.		09/15/26	168		100,000,000.00	97,983,888.89	98,227,944.45	98.18	98,181,700.00	(46,244.45)	0.34%	A-1	4.02%	4.02%	

**TEXAS CLASS**  
Schedule of Investments  
03/31/26

Cusip	Security Description	Coupon	Maturity Date	Days to Reset		Share/Par	Original Cost	Amortized Cost	Price	Market Value	Unrealized		Ratings		YTM	Current Yield
				Maturity							Gain / (Loss)	% of MV	S&P			
67983UEL3	Old Line Funding LLC		05/20/26	50		50,000,000.00	48,496,361.11	49,723,013.89	99.47	49,733,850.00	10,836.11	0.17%	A-1+	3.91%	3.91%	
67983UFV0	Old Line Funding LLC		06/29/26	90		35,000,000.00	34,354,502.78	34,677,251.39	99.04	34,662,600.00	(14,651.39)	0.12%	A-1+	3.95%	3.95%	
67983UH55	Old Line Funding LLC		08/05/26	127		50,000,000.00	48,928,875.00	49,354,250.00	98.63	49,314,500.00	(39,750.00)	0.17%	A-1+	4.00%	4.00%	
67983UHC0	Old Line Funding LLC		08/12/26	134		75,000,000.00	73,550,833.33	73,974,791.66	98.55	73,913,700.00	(61,091.66)	0.26%	A-1+	4.00%	4.00%	
67983UJ99	Old Line Funding LLC		09/23/26	176		90,000,000.00	88,180,000.00	88,250,000.00	98.09	88,276,500.00	26,500.00	0.31%	A-1+	4.05%	4.05%	
67983UL35	Old Line Funding LLC		11/03/26	217		43,000,000.00	41,939,333.33	41,968,000.00	97.63	41,982,319.00	14,319.00	0.15%	A-1+	4.08%	4.08%	
69901Q4R5	Paradelle Funding LLC	3.91%	V	10/19/26	1	135,000,000.00	135,000,000.00	135,000,000.00	99.97	134,954,100.00	(45,900.00)	0.47%	A-1	3.91%	3.91%	
69901Q4W4	Paradelle Funding LLC	3.91%	V	11/13/26	1	70,000,000.00	70,000,000.00	70,000,000.00	99.95	69,965,140.00	(34,860.00)	0.24%	A-1	3.91%	3.91%	
69901Q4X2	Paradelle Funding LLC	3.91%	V	11/12/26	1	95,000,000.00	95,000,000.00	95,000,000.00	99.95	94,953,355.00	(46,645.00)	0.33%	A-1	3.91%	3.91%	
69901Q4Y0	Paradelle Funding LLC	3.91%	V	11/13/26	1	100,000,000.00	100,000,000.00	100,000,000.00	99.95	99,950,200.00	(49,800.00)	0.35%	A-1	3.91%	3.91%	
75946HDH1	Reliance Funding Co.		04/17/26	17		68,000,000.00	67,343,384.44	67,884,551.11	99.82	67,875,424.00	(9,127.11)	0.24%	A-1	3.94%	3.94%	
75946HDP3	Reliance Funding Co.		06/23/26	23		20,000,000.00	19,819,138.89	19,953,188.89	99.75	19,950,380.00	(2,808.89)	0.07%	A-1	3.95%	3.95%	
75946HDT5	Reliance Funding Co.		04/27/26	27		77,000,000.00	76,254,533.06	76,787,009.45	99.71	76,775,622.00	(11,387.45)	0.27%	A-1	3.95%	3.95%	
76582ENS0	Ridgefield Funding Co. LLC	3.88%	V	04/21/26	1	50,000,000.00	50,000,000.00	50,000,000.00	100.00	50,001,850.00	1,850.00	0.17%	A-1	3.88%	3.88%	
76582ENU5	Ridgefield Funding Co. LLC	3.89%	V	05/05/26	1	75,000,000.00	75,000,000.00	75,000,000.00	100.00	75,003,375.00	3,375.00	0.26%	A-1	3.89%	3.89%	
76582ENZ4	Ridgefield Funding Co. LLC	3.91%	V	05/01/26	1	117,000,000.00	117,000,000.00	117,000,000.00	100.01	117,008,892.00	8,892.00	0.41%	A-1	3.91%	3.91%	
76582EPK5	Ridgefield Funding Co. LLC	3.85%	V	08/03/26	1	19,206,000.00	19,206,000.00	19,206,000.00	99.98	19,202,562.13	(3,437.87)	0.07%	A-1	3.85%	3.85%	
76582EPJ3	Ridgefield Funding Co. LLC	3.85%	V	08/06/26	1	92,000,000.00	92,000,000.00	92,000,000.00	99.95	91,952,068.00	(47,932.00)	0.32%	A-1	3.85%	3.85%	
76582KFN6	Ridgefield Funding Co. LLC		06/22/26	83		52,000,000.00	50,952,200.00	51,538,066.67	99.10	51,534,340.00	(3,726.67)	0.18%	A-1	3.97%	3.97%	
85520MF16	Starbird Funding Corp.		06/01/26	62		100,000,000.00	98,034,138.89	99,337,472.22	99.33	99,333,700.00	(3,772.22)	0.34%	A-1	3.95%	3.95%	
85520PPF0	Starbird Funding Corp.	3.91%	V	05/01/26	1	60,000,000.00	60,000,000.00	60,000,000.00	100.01	60,004,140.00	4,140.00	0.21%	A-1	3.91%	3.91%	
85520PPF7	Starbird Funding Corp.	3.91%	V	05/04/26	1	50,000,000.00	50,000,000.00	50,000,000.00	100.01	50,003,450.00	3,450.00	0.17%	A-1	3.91%	3.91%	
88602UEL0	Thunder Bay Funding LLC		05/20/26	50		50,000,000.00	48,496,361.11	49,723,013.89	99.47	49,733,950.00	10,936.11	0.17%	A-1+	3.91%	3.91%	
88602UH52	Thunder Bay Funding LLC		08/05/26	127		50,000,000.00	48,934,000.00	49,354,250.00	98.63	49,313,600.00	(40,650.00)	0.17%	A-1+	4.00%	4.00%	
88602UHC7	Thunder Bay Funding LLC		08/12/26	134		50,000,000.00	49,033,888.89	49,316,527.78	98.55	49,274,900.00	(41,627.78)	0.17%	A-1+	4.01%	4.01%	
88602UHE3	Thunder Bay Funding LLC		08/14/26	136		73,931,000.00	72,413,511.60	72,905,207.37	98.53	72,842,513.89	(62,693.48)	0.25%	A-1+	4.01%	4.01%	
<b>TOTAL : BANKING</b>						<b>6,138,297,000.00</b>	<b>6,060,927,045.76</b>	<b>6,102,644,036.29</b>		<b>6,101,250,846.77</b>	<b>(1,393,189.52)</b>	<b>21.14%</b>				
<b>TOTAL : Asset Backed Commerical Paper</b>						<b>6,138,297,000.00</b>	<b>6,060,927,045.76</b>	<b>6,102,644,036.29</b>		<b>6,101,250,846.77</b>	<b>(1,393,189.52)</b>	<b>21.14%</b>				
<b>Money Market</b>																
<b>MONEY MARKET</b>																
31607A703	Fidelity Government Portfolio -Institution	3.57%	V	1		15,215,405.12	15,215,405.12	15,215,405.12	100.00	15,215,405.12	-	0.05%	AAA	3.57%	3.57%	
38141W273	Goldman Sachs Financial Square Governm	3.56%	V	1		3,419,040.12	3,419,040.12	3,419,040.12	100.00	3,419,040.12	-	0.01%	AAA	3.56%	3.56%	
608919718	Federated Government Obligations - Pren	3.57%	V	1		152,176,288.63	152,176,288.63	152,176,288.63	100.00	152,176,288.63	-	0.53%	AAA	3.57%	3.57%	
74926P696	RBC U.S. Government Money Market Fun	3.58%	V	1		309,012,451.92	309,012,451.92	309,012,451.92	100.00	309,012,451.92	-	1.07%	AAA	3.58%	3.58%	
857492706	State Street Institutional US Government	3.60%	V	1		239,132,065.43	239,132,065.43	239,132,065.43	100.00	239,132,065.43	-	0.83%	AAA	3.60%	3.60%	
949921126	Allspring Government Money Market Fun	3.60%	V	1		1,196,027.02	1,196,027.02	1,196,027.02	100.00	1,196,027.02	-	0.00%	AAA	3.60%	3.60%	
<b>TOTAL : MONEY MARKET</b>						<b>720,151,278.24</b>	<b>720,151,278.24</b>	<b>720,151,278.24</b>		<b>720,151,278.24</b>	<b>-</b>	<b>2.50%</b>				
<b>TOTAL : Money Market</b>						<b>720,151,278.24</b>	<b>720,151,278.24</b>	<b>720,151,278.24</b>		<b>720,151,278.24</b>	<b>-</b>	<b>2.50%</b>				
<b>Repurchase Agreement</b>																
<b>REPURCHASE AGREEMENTS</b>																
RPEN3KON8	Goldman Sachs Repo 3.63% , due 04/01/	3.63%	F	04/01/26	1	250,000,000.00	250,000,000.00	250,000,000.00	100.00	250,000,000.00	-	0.87%	A-1	3.63%	3.63%	
RPEO3KS02	Credit Agricole CIB Repo 3.64% , due 04/	3.64%	F	04/01/26	1	50,000,000.00	50,000,000.00	50,000,000.00	100.00	50,000,000.00	-	0.17%	A-1	3.64%	3.64%	
RPEQ15NL1	RBC Capital Markets Repo 3.64% , due 04	3.64%	F	04/01/26	1	64,600,000.00	64,600,000.00	64,600,000.00	100.00	64,600,000.00	-	0.22%	A-1+	3.64%	3.64%	
RPET16POS	Bank of Montreal Repo 3.62% , due 04/01/	3.62%	F	04/01/26	1	168,200,000.00	168,200,000.00	168,200,000.00	100.00	168,200,000.00	-	0.58%	A-1	3.62%	3.62%	
RPET16PP2	J.P. Morgan Sec. Repo 3.66% , due 04/01/	3.66%	F	04/01/26	1	700,000,000.00	700,000,000.00	700,000,000.00	100.00	700,000,000.00	-	2.43%	A-1	3.66%	3.66%	
RPEV15R11	Bank of America Repo 3.65% , due 04/01/	3.65%	F	04/01/26	1	212,300,000.00	212,300,000.00	212,300,000.00	100.00	212,300,000.00	-	0.74%	A-1	3.65%	3.65%	
RPEV15RK8	J.P. Morgan Sec. Repo 3.67% , due 04/01/	3.67%	F	04/01/26	1	3,665,000,000.00	3,665,000,000.00	3,665,000,000.00	100.00	3,665,000,000.00	-	12.70%	A-1	3.67%	3.67%	
<b>TOTAL : REPURCHASE AGREEMENTS</b>						<b>5,110,100,000.00</b>	<b>5,110,100,000.00</b>	<b>5,110,100,000.00</b>		<b>5,110,100,000.00</b>	<b>-</b>	<b>17.70%</b>				
<b>TOTAL : Repurchase Agreement</b>						<b>5,110,100,000.00</b>	<b>5,110,100,000.00</b>	<b>5,110,100,000.00</b>		<b>5,110,100,000.00</b>	<b>-</b>	<b>17.70%</b>				
<b>Grand Total</b>						<b>29,015,278,714.26</b>	<b>28,709,921,381.78</b>	<b>28,867,751,977.67</b>		<b>28,863,589,182.88</b>	<b>(4,162,794.79)</b>	<b>100.00%</b>				

**Custom Account Statement Texas CLASS**

<b>Entity Name</b>	<b>Investor ID</b>	<b>Report Period</b>	<b>Start Date</b>	<b>End Date</b>	<b>Average Yield for the Period</b>
Panhandle Regional Planning Commission	TX-01-1208		3/1/2026	3/31/2026	3.7762%

<b>Account Number</b>	<b>Account Name</b>	<b>Beginning Balance</b>	<b>Contributions</b>	<b>Withdrawals</b>	<b>Ending Balance</b>	<b>Income Earned for Period</b>
TX-01-1208-0001	PRPC - Texas Class	3,072,385.06	0.00	0.00	3,082,253.65	9,868.59
	<b>Total</b>	3,072,385.06	0.00	0.00	3,082,253.65	9,868.59

**Transactional Activity**

**TX-01-1208-0001 PRPC - Texas Class**

<b>Date</b>	<b>Transaction Description</b>	<b>Contributions &amp; Income Earned</b>	<b>Withdrawals</b>	<b>Balance</b>	<b>Confirmation Number</b>
03/01/2026	Beginning Balance			3,072,385.06	
03/31/2026	Income Dividend Reinvestment	9,868.59	0.00		
03/31/2026	Ending Balance			3,082,253.65	

TEXAS CLASS GOVERNMENT

Schedule of Investments  
03/31/26

Cusip	Security Description	Coupon	Maturity Date	Days to Reset		Share/Par	Original Cost	Amortized Cost	Price	Market Value	Unrealized Gain / (Loss)	% of MV	Ratings		YTM	Current Yield
				Maturity									S&P	YTM		
<b>Bank Deposits</b>																
<b>BANKS SAVINGS-DEPOSIT ACCOUNT</b>																
AMERSTATE	American State Bank Cash Deposit - ICS	3.73%	V		1	23,354,511.24	23,354,511.24	23,354,511.24	100.00	23,354,511.24	-	1.21%	A-1+	3.73%	3.73%	
ENCORCAS1	Encore Bank ICS	3.66%	V		1	23,538,259.32	23,538,259.32	23,538,259.32	100.00	23,538,259.32	-	1.22%	A-1+	3.66%	3.66%	
HAPPYCASH	Centennial Bank Cash Deposit - LOC	3.75%	V		1	119,361,543.45	119,361,543.45	119,361,543.45	100.00	119,361,543.45	-	6.18%	A-1+	3.75%	3.75%	
INTRBNDDMD	Interbank Demand - ICS	3.89%	V		1	86,000,000.00	86,000,000.00	86,000,000.00	100.00	86,000,000.00	-	4.45%	A-1+	3.89%	3.89%	
INTRBNSAV	Interbank Savings - ICS	3.89%	V		1	20,000,000.00	20,000,000.00	20,000,000.00	100.00	20,000,000.00	-	1.04%	A-1+	3.89%	3.89%	
KEYCASH	Keystone Bank - LOC	3.60%	V		1	17,711,930.59	17,711,930.59	17,711,930.59	100.00	17,711,930.59	-	0.92%	A-1+	3.60%	3.60%	
NEXBCASH	NexBank Cash Deposit - ICS	3.65%	V		1	130,960,206.62	130,960,206.62	130,960,206.62	100.00	130,960,206.62	-	6.78%	A-1+	3.65%	3.65%	
UMBDDA	UMB DDA Cash Account	2.90%	V		1	13,282,836.36	13,282,836.36	13,282,836.36	100.00	13,282,836.36	-	0.69%	A-1	2.90%	2.90%	
<b>TOTAL : BANKS SAVINGS-DEPOSIT ACCOUNT</b>						<b>434,209,287.58</b>	<b>434,209,287.58</b>	<b>434,209,287.58</b>		<b>434,209,287.58</b>	<b>-</b>	<b>22.48%</b>				
<b>TOTAL : Bank Deposits</b>						<b>434,209,287.58</b>	<b>434,209,287.58</b>	<b>434,209,287.58</b>		<b>434,209,287.58</b>	<b>-</b>	<b>22.48%</b>				
<b>Government Bond</b>																
<b>GOVERNMENT SPONSORED</b>																
313080QN2	Federal Home Loan Bank	3.73%	V	04/02/26	1	7,000,000.00	7,000,000.00	7,000,000.00	100.00	7,000,000.00	-	0.36%	AA+	3.73%	3.73%	
313081TL1	Federal Home Loan Bank	3.73%	V	06/26/26	1	6,500,000.00	6,500,000.00	6,500,000.00	100.02	6,501,002.63	1,002.63	0.34%	AA+	3.73%	3.73%	
313081WFO	Federal Home Loan Bank	3.73%	V	04/06/26	1	10,000,000.00	10,000,000.00	10,000,000.00	100.00	10,000,078.70	78.70	0.52%	AA+	3.73%	3.73%	
313081Z26	Federal Home Loan Bank	3.75%	V	07/16/26	1	7,000,000.00	7,000,000.00	7,000,000.00	100.04	7,002,496.69	2,496.69	0.36%	AA+	3.74%	3.74%	
313085R26	Federal Home Loan Bank	3.70%	V	03/25/27	1	6,000,000.00	6,000,000.00	6,000,000.00	100.05	6,002,965.02	2,965.02	0.31%	AA+	3.69%	3.69%	
313085RE0	Federal Home Loan Bank	3.68%	V	12/28/26	1	5,000,000.00	5,000,000.00	5,000,000.00	100.02	5,000,831.20	831.20	0.26%	AA+	3.68%	3.68%	
313085XA1	Federal Home Loan Bank	3.73%	V	10/16/26	1	5,000,000.00	5,000,000.00	5,000,000.00	100.05	5,002,275.15	2,275.15	0.26%	AA+	3.73%	3.73%	
313086P67	Federal Home Loan Bank	3.70%	V	12/09/26	1	7,000,000.00	7,000,000.00	7,000,000.00	100.03	7,001,934.38	1,934.38	0.36%	AA+	3.69%	3.69%	
313086PC4	Federal Home Loan Bank	3.72%	V	06/11/27	1	6,000,000.00	6,000,000.00	6,000,000.00	100.07	6,004,368.96	4,368.96	0.31%	AA+	3.72%	3.72%	
313086SD9	Federal Home Loan Bank	3.72%	V	06/17/27	1	8,000,000.00	8,000,000.00	8,000,000.00	100.10	8,007,994.88	7,994.88	0.41%	AA+	3.72%	3.72%	
313086Y26	Federal Home Loan Bank	3.65%	V	05/08/26	1	10,000,000.00	10,000,000.00	10,000,000.00	100.10	10,000,052.80	52.80	0.52%	AA+	3.65%	3.65%	
313088SD5	Federal Home Loan Bank	3.64%	V	06/02/26	1	12,000,000.00	12,000,000.00	12,000,000.00	100.00	11,999,643.00	(357.00)	0.62%	AA+	3.64%	3.64%	
313088SR4	Federal Home Loan Bank	3.64%	V	06/03/26	1	15,000,000.00	15,000,000.00	15,000,000.00	100.00	14,999,531.55	(468.45)	0.78%	AA+	3.64%	3.64%	
313088S52	Federal Home Loan Bank	3.63%	V	05/04/26	1	10,000,000.00	10,000,000.00	10,000,000.00	100.00	9,999,884.00	(116.00)	0.52%	AA+	3.64%	3.64%	
313089A59	Federal Home Loan Bank	3.64%	V	09/22/26	1	13,000,000.00	13,000,000.00	13,000,000.00	100.00	12,999,605.97	(394.03)	0.67%	AA+	3.64%	3.64%	
313089B41	Federal Home Loan Bank	3.65%	V	10/29/26	1	10,000,000.00	10,000,000.00	10,000,000.00	99.98	9,998,475.40	(1,524.60)	0.52%	AA+	3.65%	3.65%	
313089B58	Federal Home Loan Bank	3.65%	V	09/28/26	1	10,000,000.00	10,000,000.00	10,000,000.00	100.00	9,999,874.30	(125.70)	0.52%	AA+	3.65%	3.65%	
313089B74	Federal Home Loan Bank	3.63%	V	07/30/26	1	15,000,000.00	15,000,000.00	15,000,000.00	100.00	15,000,104.70	104.70	0.78%	AA+	3.63%	3.63%	
313089H52	Federal Home Loan Bank	3.64%	V	08/13/26	1	7,000,000.00	7,000,000.00	7,000,000.00	100.00	7,000,024.64	24.64	0.36%	AA+	3.64%	3.64%	
313089I68	Federal Home Loan Bank	3.71%	V	02/17/28	1	7,000,000.00	7,000,000.00	7,000,000.00	100.03	7,002,442.23	2,442.23	0.36%	AA+	3.71%	3.71%	
31308A6B8	Federal Home Loan Bank	3.71%	V	03/30/28	1	6,000,000.00	6,000,000.00	6,000,000.00	99.96	5,997,462.06	(2,537.94)	0.31%	AA+	3.72%	3.72%	
31313G36	Federal Farm Credit Bank			09/18/26	171	10,000,000.00	9,770,875.00	9,834,250.00	98.25	9,825,030.00	(9,220.00)	0.51%	AA+	3.80%	3.80%	
31313H92	Federal Farm Credit Bank			10/02/26	185	10,000,000.00	9,732,444.44	9,824,177.77	98.11	9,811,492.10	(12,685.67)	0.51%	AA+	3.79%	3.79%	
31313M88	Federal Farm Credit Bank			11/02/26	216	10,000,000.00	9,760,683.33	9,793,361.11	97.80	9,779,810.70	(13,550.41)	0.51%	AA+	3.80%	3.80%	
31313VE5	Federal Farm Credit Bank			04/06/26	6	10,000,000.00	9,897,155.56	9,995,055.56	99.94	9,993,779.50	(1,276.06)	0.52%	AA+	3.79%	3.79%	
31313WK0	Federal Farm Credit Bank			05/05/26	35	10,000,000.00	9,825,366.67	9,964,866.67	99.64	9,963,801.00	(1,065.67)	0.52%	AA+	3.79%	3.79%	
31313XW3	Federal Farm Credit Bank			06/09/26	70	10,000,000.00	9,843,472.22	9,932,916.67	99.28	9,927,844.20	(5,072.47)	0.51%	AA+	3.79%	3.79%	
31313XY9	Federal Farm Credit Bank			06/11/26	72	10,000,000.00	9,789,422.22	9,927,422.22	99.26	9,926,015.70	(1,406.52)	0.51%	AA+	3.78%	3.78%	
313385A55	Federal Home Loan Bank			08/03/26	125	16,500,000.00	16,065,976.67	16,297,673.33	98.71	16,286,688.83	(10,984.50)	0.84%	AA+	3.82%	3.82%	
313385A89	Federal Home Loan Bank			08/06/26	128	10,000,000.00	9,798,458.33	9,878,115.28	98.68	9,867,508.80	(10,606.48)	0.51%	AA+	3.83%	3.83%	
313385A97	Federal Home Loan Bank			08/07/26	129	16,500,000.00	16,059,450.00	16,291,146.67	98.67	16,280,173.80	(10,972.87)	0.84%	AA+	3.82%	3.82%	
313385D45	Federal Home Loan Bank			08/26/26	148	10,000,000.00	9,756,936.11	9,859,329.17	98.47	9,846,691.20	(12,637.97)	0.51%	AA+	3.84%	3.84%	
313385E28	Federal Home Loan Bank			09/01/26	154	10,000,000.00	9,784,218.06	9,850,612.50	98.41	9,840,880.10	(9,732.40)	0.51%	AA+	3.83%	3.83%	
313385E36	Federal Home Loan Bank			09/02/26	155	11,000,000.00	10,753,019.44	10,838,834.72	98.40	10,823,862.61	(14,972.11)	0.56%	AA+	3.83%	3.83%	
313385E44	Federal Home Loan Bank			09/03/26	156	10,000,000.00	9,750,008.33	9,852,104.16	98.39	9,838,855.80	(13,248.36)	0.51%	AA+	3.83%	3.83%	
313385H90	Federal Home Loan Bank			10/02/26	185	10,000,000.00	9,748,777.78	9,826,222.22	98.10	9,809,647.30	(16,574.92)	0.51%	AA+	3.83%	3.83%	
313385J80	Federal Home Loan Bank			10/09/26	192	15,000,000.00	14,707,283.33	14,710,316.66	98.02	14,703,728.10	(6,588.56)	0.76%	AA+	3.83%	3.83%	
313385KN1	Federal Home Loan Bank			06/01/26	62	16,500,000.00	16,154,655.00	16,398,231.67	99.36	16,394,116.04	(4,115.63)	0.85%	AA+	3.80%	3.80%	
313385V2	Federal Home Loan Bank			07/02/26	93	16,500,000.00	16,103,610.42	16,351,151.67	99.04	16,341,469.98	(9,681.69)	0.85%	AA+	3.81%	3.81%	
313385ZD1	Federal Home Loan Bank			07/10/26	101	16,500,000.00	16,091,826.67	16,338,666.67	98.96	16,328,328.72	(10,337.95)	0.85%	AA+	3.80%	3.80%	
313385ZG4	Federal Home Loan Bank			07/13/26	104	10,000,000.00	9,805,294.44	9,900,719.44	98.93	9,892,845.60	(7,873.84)	0.51%	AA+	3.80%	3.80%	
313385ZR0	Federal Home Loan Bank			07/22/26	113	13,000,000.00	12,767,737.67	12,857,069.34	98.84	12,848,662.32	(8,407.02)	0.67%	AA+	3.80%	3.80%	
3133EP6U4	Federal Farm Credit Bank	3.73%	V	04/01/26	1	10,000,000.00	10,000,000.00	10,000,000.00	100.00	10,000,000.00	-	0.52%	AA+	3.73%	3.73%	
3133ER5Z0	Federal Farm Credit Bank	3.67%	V	06/04/26	1	10,000,000.00	10,000,000.00	10,000,000.00	100.00	10,000,055.40	55.40	0.52%	AA+	3.67%	3.67%	
3133ER7B1	Federal Farm Credit Bank	3.67%	V	06/12/26	1	7,000,000.00	7,000,000.00	7,000,000.00	100.00	6,999,939.38	(60.62)	0.36%	AA+	3.67%	3.67%	
3133ERBY6	Federal Farm Credit Bank	3.72%	V	04/17/26	1	7,000,000.00	7,000,000.00	7,000,000.00	100.00	7,000,231.91	231.91	0.36%	AA+	3.72%	3.72%	
3133ERC74	Federal Farm Credit Bank	3.76%	V	09/21/26	1	7,000,000.00	7,000,000.00	7,000,000.00	100.04	7,003,082.52	3,082.52	0.36%	AA+	3.75%	3.75%	

**TEXAS CLASS GOVERNMENT**  
Schedule of Investments  
03/31/26

Cusip	Security Description	Coupon	Maturity Date	Days to Reset		Share/Par	Original Cost	Amortized Cost	Price	Market Value	Unrealized		Ratings		YTM	Current Yield
				Maturity							Gain / (Loss)	% of MV	S&P			
3133ERJX0	Federal Farm Credit Bank	3.73%	V	07/01/26	1	7,000,000.00	7,000,000.00	7,000,000.00	100.01	7,000,618.52	618.52	0.36%	AA+	3.73%	3.73%	
3133ERKD2	Federal Farm Credit Bank	3.72%	V	05/05/26	1	6,500,000.00	6,500,000.00	6,500,000.00	100.01	6,500,511.29	511.29	0.34%	AA+	3.72%	3.72%	
3133ERLD1	Federal Farm Credit Bank	3.75%	V	07/15/26	1	5,000,000.00	5,000,000.00	5,000,000.00	100.00	5,000,234.35	234.35	0.26%	AA+	3.75%	3.75%	
3133ERMC2	Federal Farm Credit Bank	3.75%	V	07/23/26	1	6,000,000.00	6,000,000.00	6,000,000.00	100.03	6,001,843.32	1,843.32	0.31%	AA+	3.75%	3.75%	
3133ERME8	Federal Farm Credit Bank	3.74%	V	04/24/26	1	6,000,000.00	6,000,000.00	6,000,000.00	100.01	6,000,336.48	336.48	0.31%	AA+	3.73%	3.73%	
3133ERN23	Federal Farm Credit Bank	3.76%	V	11/23/26	1	8,000,000.00	8,000,000.00	8,000,000.00	100.06	8,004,847.84	4,847.84	0.41%	AA+	3.76%	3.76%	
3133ERS36	Federal Farm Credit Bank	3.71%	V	05/07/26	1	8,000,000.00	8,000,000.00	8,000,000.00	100.01	8,000,546.32	546.32	0.41%	AA+	3.71%	3.71%	
3133ERYK1	Federal Farm Credit Bank	3.76%	V	10/21/26	1	6,000,000.00	6,000,000.00	6,000,000.00	100.05	6,003,295.20	3,295.20	0.31%	AA+	3.76%	3.76%	
3133ET3F2	Federal Farm Credit Bank	3.64%	V	06/05/26	1	5,000,000.00	5,000,000.00	5,000,000.00	100.00	4,999,781.60	(218.40)	0.26%	AA+	3.64%	3.64%	
3133ET3H8	Federal Farm Credit Bank	3.63%	V	05/05/26	1	10,000,000.00	10,000,000.00	10,000,000.00	100.00	10,000,016.40	16.40	0.52%	AA+	3.63%	3.63%	
3133ET5H6	Federal Farm Credit Bank	3.68%	V	06/23/27	1	5,000,000.00	5,000,000.00	5,000,000.00	100.25	5,012,509.55	12,509.55	0.26%	AA+	3.68%	3.68%	
3133ET5S2	Federal Farm Credit Bank	3.71%	V	12/29/27	1	5,000,000.00	5,000,000.00	5,000,000.00	100.01	5,000,388.10	388.10	0.26%	AA+	3.71%	3.71%	
3133ETAU1	Federal Farm Credit Bank	3.70%	V	03/26/27	1	5,000,000.00	5,000,000.00	5,000,000.00	100.01	5,000,630.60	630.60	0.26%	AA+	3.69%	3.69%	
3133ETBN6	Federal Farm Credit Bank	3.67%	V	10/02/26	1	5,000,000.00	5,000,000.00	5,000,000.00	100.01	5,000,406.10	406.10	0.26%	AA+	3.67%	3.67%	
3133ETBP1	Federal Farm Credit Bank	3.70%	V	04/01/27	1	5,000,000.00	5,000,000.00	5,000,000.00	100.06	5,003,138.05	3,138.05	0.26%	AA+	3.70%	3.70%	
3133ETDK0	Federal Farm Credit Bank	3.72%	V	08/17/26	1	2,500,000.00	2,500,000.00	2,500,000.00	100.02	2,500,615.28	615.28	0.13%	AA+	3.72%	3.72%	
3133ETEG8	Federal Farm Credit Bank	3.76%	V	04/23/27	1	5,000,000.00	5,000,000.00	5,000,000.00	100.10	5,005,215.25	5,215.25	0.26%	AA+	3.76%	3.76%	
3133ETER4	Federal Farm Credit Bank	3.75%	V	01/28/27	1	6,500,000.00	6,500,000.00	6,500,000.00	100.06	6,503,767.60	3,767.60	0.34%	AA+	3.74%	3.74%	
3133ETETO	Federal Farm Credit Bank	3.72%	V	07/28/26	1	3,000,000.00	3,000,000.00	3,000,000.00	100.02	3,000,683.19	683.19	0.16%	AA+	3.72%	3.72%	
3133ETFM4	Federal Farm Credit Bank	3.74%	V	02/01/27	1	6,000,000.00	6,000,000.00	6,000,000.00	100.05	6,002,935.14	2,935.14	0.31%	AA+	3.73%	3.73%	
3133ETFZ5	Federal Farm Credit Bank	3.68%	V	05/08/26	1	7,000,000.00	7,000,000.00	7,000,000.00	100.00	7,000,301.14	301.14	0.36%	AA+	3.68%	3.68%	
3133ETGD3	Federal Farm Credit Bank	3.70%	V	08/12/26	1	3,500,000.00	3,500,000.00	3,500,000.00	100.02	3,500,591.50	591.50	0.18%	AA+	3.70%	3.70%	
3133ETGX9	Federal Farm Credit Bank	3.74%	V	05/14/27	1	6,000,000.00	6,000,000.00	6,000,000.00	100.09	6,005,288.10	5,288.10	0.31%	AA+	3.73%	3.73%	
3133ETKZ9	Federal Farm Credit Bank	3.70%	V	11/13/26	1	3,000,000.00	3,000,000.00	3,000,000.00	100.01	3,000,409.71	409.71	0.16%	AA+	3.69%	3.69%	
3133ETLQ8	Federal Farm Credit Bank	3.71%	V	03/18/27	1	7,000,000.00	7,000,000.00	7,000,000.00	100.03	7,001,952.44	1,952.44	0.36%	AA+	3.71%	3.71%	
3133ETPE1	Federal Farm Credit Bank	3.67%	V	07/09/26	1	7,000,000.00	7,000,000.00	7,000,000.00	100.01	7,000,521.92	521.92	0.36%	AA+	3.67%	3.67%	
3133ETPG6	Federal Farm Credit Bank	3.65%	V	04/09/26	1	7,000,000.00	7,000,000.00	7,000,000.00	100.00	7,000,005.81	5.81	0.36%	AA+	3.64%	3.64%	
3133ETQP5	Federal Farm Credit Bank	3.70%	V	10/21/26	1	7,000,000.00	7,000,000.00	7,000,000.00	100.02	7,001,415.68	1,415.68	0.36%	AA+	3.70%	3.70%	
3133ETUT2	Federal Farm Credit Bank	3.69%	V	08/21/26	1	2,000,000.00	2,000,000.00	2,000,000.00	100.01	2,000,266.94	266.94	0.10%	AA+	3.69%	3.69%	
3133ETVR5	Federal Farm Credit Bank	3.71%	V	12/02/26	1	6,500,000.00	6,500,000.00	6,500,000.00	100.03	6,501,858.42	1,858.42	0.34%	AA+	3.71%	3.71%	
3133EWAD2	Federal Farm Credit Bank	3.66%	V	12/15/26	1	12,000,000.00	12,000,000.00	12,000,000.00	99.98	11,997,815.16	(2,184.84)	0.62%	AA+	3.66%	3.66%	
3133EWAF7	Federal Farm Credit Bank	3.67%	V	04/15/27	1	8,000,000.00	8,000,000.00	8,000,000.00	100.01	8,000,474.48	474.48	0.41%	AA+	3.67%	3.67%	
3133EWAG5	Federal Farm Credit Bank	3.68%	V	06/16/27	1	8,000,000.00	8,000,000.00	8,000,000.00	100.00	7,999,873.52	(126.48)	0.41%	AA+	3.68%	3.68%	
313589XH1	Federal National Mortgage Association			05/27/26	57	10,000,000.00	9,865,833.33	9,945,555.55	99.42	9,941,729.30	(3,826.25)	0.51%	AA+	3.75%	3.75%	
313589XK4	Federal National Mortgage Association			05/29/26	59	10,000,000.00	9,863,888.89	9,943,611.11	99.39	9,939,467.40	(4,143.71)	0.51%	AA+	3.77%	3.77%	
3135G07H0	Federal Farm Credit Bank	3.75%	V	07/29/26	1	1,000,000.00	1,000,000.00	1,000,000.00	100.03	1,000,271.14	271.14	0.05%	AA+	3.75%	3.75%	
3135G07L1	Federal Farm Credit Bank	3.77%	V	10/23/26	1	3,500,000.00	3,500,000.00	3,500,000.00	100.06	3,502,082.61	2,082.61	0.18%	AA+	3.77%	3.77%	
3135G1AB7	Federal Farm Credit Bank	3.77%	V	12/11/26	1	3,000,000.00	3,000,000.00	3,000,000.00	100.07	3,002,173.65	2,173.65	0.16%	AA+	3.77%	3.77%	
<b>TOTAL : GOVERNMENT SPONSORED</b>						<b>702,000,000.00</b>	<b>696,196,393.91</b>	<b>698,911,410.16</b>		<b>698,794,408.97</b>	<b>(117,001.19)</b>		<b>36.18%</b>			
<b>TOTAL : Government Bond</b>						<b>702,000,000.00</b>	<b>696,196,393.91</b>	<b>698,911,410.16</b>		<b>698,794,408.97</b>	<b>(117,001.19)</b>		<b>36.18%</b>			
<b>Money Market</b>																
<b>MONEY MARKET</b>																
31607A703	Fidelity Government Portfolio -Institution	3.57%	V		1	33,598,755.98	33,598,755.98	33,598,755.98	100.00	33,598,755.98	-	1.74%	AAA	3.57%	3.57%	
38141W273	Goldman Sachs Financial Square Governm	3.56%	V		1	1,652,822.41	1,652,822.41	1,652,822.41	100.00	1,652,822.41	-	0.09%	AAA	3.56%	3.56%	
608919718	Federated Government Obligations - Pren	3.57%	V		1	26,806,465.55	26,806,465.55	26,806,465.55	100.00	26,806,465.55	-	1.39%	AAA	3.57%	3.57%	
857492706	State Street Institutional US Government	3.60%	V		1	36,215,549.66	36,215,549.66	36,215,549.66	100.00	36,215,549.66	-	1.88%	AAA	3.60%	3.60%	
949921126	Allspring Government Money Market Fun	3.60%	V		1	106,003,294.84	106,003,294.84	106,003,294.84	100.00	106,003,294.84	-	5.49%	AAA	3.60%	3.60%	
<b>TOTAL : MONEY MARKET</b>						<b>204,276,888.44</b>	<b>204,276,888.44</b>	<b>204,276,888.44</b>		<b>204,276,888.44</b>	<b>-</b>		<b>10.58%</b>			
<b>TOTAL : Money Market</b>						<b>204,276,888.44</b>	<b>204,276,888.44</b>	<b>204,276,888.44</b>		<b>204,276,888.44</b>	<b>-</b>		<b>10.58%</b>			
<b>Repurchase Agreement</b>																
<b>REPURCHASE AGREEMENTS</b>																
RPEQ15NL1	RBC Capital Markets Repo 3.64% , due 04	3.64%	F	04/01/26	1	3,500,000.00	3,500,000.00	3,500,000.00	100.00	3,500,000.00	-	0.18%	A-1+	3.64%	3.64%	
RPEV15RJ1	Bank of America Repo 3.65% , due 04/01/	3.65%	F	04/01/26	1	28,700,000.00	28,700,000.00	28,700,000.00	100.00	28,700,000.00	-	1.49%	A-1	3.65%	3.65%	
RPEV15RK8	J.P. Morgan Sec. Repo 3.67% , due 04/01/26	3.67%	F	04/01/26	1	350,000,000.00	350,000,000.00	350,000,000.00	100.00	350,000,000.00	-	18.12%	A-1	3.67%	3.67%	
<b>TOTAL : REPURCHASE AGREEMENTS</b>						<b>382,200,000.00</b>	<b>382,200,000.00</b>	<b>382,200,000.00</b>		<b>382,200,000.00</b>	<b>-</b>		<b>19.79%</b>			
<b>TOTAL : Repurchase Agreement</b>						<b>382,200,000.00</b>	<b>382,200,000.00</b>	<b>382,200,000.00</b>		<b>382,200,000.00</b>	<b>-</b>		<b>19.79%</b>			
<b>T-Bill</b>																
<b>U.S. TREASURY BILLS</b>																
912797QD2	U.S. Treasury Bill			04/16/26	16	7,000,000.00	6,747,377.78	6,989,173.33	99.85	6,989,424.96	251.63	0.36%	A-1+	3.45%	3.45%	
912797QN0	U.S. Treasury Bill			05/14/26	44	20,000,000.00	19,662,697.11	19,913,149.56	99.57	19,913,311.80	162.24	1.03%	A-1+	3.61%	3.61%	
912797RG4	U.S. Treasury Bill			08/06/26	128	10,000,000.00	9,839,872.22	9,875,998.61	98.74	9,873,616.20	(2,382.41)	0.51%	A-1+	3.65%	3.65%	

TEXAS CLASS GOVERNMENT

Schedule of Investments

03/31/26

Cusip	Security Description	Coupon	Maturity Date	Days to Reset		Share/Par	Original Cost	Amortized Cost	Price	Market Value	Unrealized		Ratings		YTM	Current Yield
				Maturity							Gain / (Loss)	% of MV	S&P			
912797RS8	U.S. Treasury Bill		09/03/26	156		9,000,000.00	8,861,321.50	8,861,321.50	98.46	8,861,195.88	(125.62)	0.46%	A-1+	3.67%	3.67%	
912797SM0	U.S. Treasury Bill		04/23/26	23		16,500,000.00	16,194,444.75	16,463,064.75	99.78	16,463,440.46	375.71	0.85%	A-1+	3.52%	3.52%	
912797SN8	U.S. Treasury Bill		04/30/26	30		16,500,000.00	16,193,676.35	16,450,920.52	99.71	16,451,828.42	907.90	0.85%	A-1+	3.56%	3.56%	
912797SP3	U.S. Treasury Bill		05/07/26	37		16,500,000.00	16,194,611.58	16,439,593.50	99.64	16,439,964.09	370.59	0.85%	A-1+	3.60%	3.60%	
912797SV0	U.S. Treasury Bill		05/21/26	51		20,000,000.00	19,647,940.00	19,898,833.33	99.50	19,899,420.20	586.87	1.03%	A-1+	3.62%	3.62%	
912797SW8	U.S. Treasury Bill		05/28/26	58		20,000,000.00	19,634,430.28	19,884,875.83	99.43	19,885,051.00	175.17	1.03%	A-1+	3.64%	3.64%	
912797TD9	U.S. Treasury Bill		06/18/26	79		20,000,000.00	19,648,082.78	19,849,178.33	99.22	19,844,260.00	(4,918.33)	1.03%	A-1+	3.63%	3.63%	
912797TQ0	U.S. Treasury Bill		07/30/26	121		10,000,000.00	9,846,270.84	9,882,500.01	98.80	9,880,310.40	(2,189.61)	0.51%	A-1+	3.65%	3.65%	
912797TW7	U.S. Treasury Bill		08/13/26	135		10,000,000.00	9,832,800.00	9,868,977.78	98.66	9,866,404.00	(2,573.78)	0.51%	A-1+	3.66%	3.66%	
912797TX5	U.S. Treasury Bill		08/20/26	142		10,000,000.00	9,826,103.89	9,862,250.83	98.60	9,859,744.10	(2,506.73)	0.51%	A-1+	3.66%	3.66%	
912797TY3	U.S. Treasury Bill		08/27/26	149		9,000,000.00	8,866,911.00	8,866,911.00	98.52	8,866,959.75	48.75	0.46%	A-1+	3.68%	3.68%	
912797UG0	U.S. Treasury Bill		09/17/26	170		5,000,000.00	4,914,405.00	4,915,406.11	98.31	4,915,724.95	318.84	0.25%	A-1+	3.68%	3.68%	
912797UH8	U.S. Treasury Bill		09/24/26	177		5,000,000.00	4,911,271.95	4,912,268.89	98.25	4,912,722.40	453.51	0.25%	A-1+	3.66%	3.66%	
912797UR6	U.S. Treasury Bill		07/28/26	119		9,000,000.00	8,893,711.50	8,893,711.50	98.82	8,893,711.50	-	0.46%	A-1+	3.67%	3.67%	
<b>TOTAL : U.S. TREASURY BILLS</b>						<b>213,500,000.00</b>	<b>209,715,928.53</b>	<b>211,828,135.38</b>		<b>211,817,090.11</b>	<b>(11,045.27)</b>		<b>10.97%</b>			
<b>TOTAL : T-Bill</b>						<b>213,500,000.00</b>	<b>209,715,928.53</b>	<b>211,828,135.38</b>		<b>211,817,090.11</b>	<b>(11,045.27)</b>		<b>10.97%</b>			
<b>Grand Total</b>						<b>1,936,186,176.02</b>	<b>1,926,598,498.46</b>	<b>1,931,425,721.56</b>		<b>1,931,297,675.10</b>	<b>(128,046.46)</b>		<b>100.00%</b>			

**Custom Account Statement Texas CLASS Government**

<b>Entity Name</b>	<b>Investor ID</b>	<b>Report Period</b>	<b>Start Date</b>	<b>End Date</b>	<b>Average Yield for the Period</b>
Panhandle Regional Planning Commission	TX-01-1208		3/1/2026	3/31/2026	3.5433%

<b>Account Number</b>	<b>Account Name</b>	<b>Beginning Balance</b>	<b>Contributions</b>	<b>Withdrawals</b>	<b>Ending Balance</b>	<b>Income Earned for Period</b>
TX-01-1208-4001	PRPC - TC Government	1,055,287.62	0.00	0.00	1,058,467.87	3,180.25
	<b>Total</b>	1,055,287.62	0.00	0.00	1,058,467.87	3,180.25

**Transactional Activity**

**TX-01-1208-4001 PRPC - TC Government**

<b>Date</b>	<b>Transaction Description</b>	<b>Contributions &amp; Income Earned</b>	<b>Withdrawals</b>	<b>Balance</b>	<b>Confirmation Number</b>
03/01/2026	Beginning Balance			1,055,287.62	
03/31/2026	Income Dividend Reinvestment	3,180.25	0.00		
03/31/2026	Ending Balance			1,058,467.87	

**LOGIC Holdings Report**  
**March 31, 2026**

Security Number	Security Description	Shares/Par	Maturity Date
<b>CASH EQUIVALENTS :</b>			
<b>REPURCHASE AGREEMENTS :</b>			
OCTG16LJ0	CITIGROUP GLOBAL MARKETS INC. REPO	550,000,000.00	04/01/26
0SB006QK2	BOFA SECURITIES, INC REPO	100,000,000.00	04/01/26
0SB006QO4	BOFA SECURITIES, INC REPO	582,714,000.00	04/01/26
	<b>Total - REPURCHASE AGREEMENTS :</b>	<b>1,232,714,000.00</b>	
<b>Total - CASH EQUIVALENTS :</b>		<b>1,232,714,000.00</b>	
<b>SHORT TERM INVESTMENTS :</b>			
<b>COMMERCIAL PAPER (INTEREST BEARING) :</b>			
0020N3DU7	ASB BANK LTD CORPORATE COMMERCIAL PAPER	12,000,000.00	04/28/26
0020N3ES1	ASB BANK LTD CORPORATE COMMERCIAL PAPER	12,000,000.00	05/26/26
03664BE51	ANTALIS SA CORPORATE COMMERCIAL PAPER	55,590,000.00	05/05/26
03664BEC6	ANTALIS SA CORPORATE COMMERCIAL PAPER	23,240,000.00	05/12/26
03664BEL6	ANTALIS SA CORPORATE COMMERCIAL PAPER	85,850,000.00	05/20/26
03664BFP6	ANTALIS SA CORPORATE COMMERCIAL PAPER	51,530,000.00	06/23/26
04821PGC1	ATLANTIC ASSET SECURITIZATION LLC COMMERCIAL PAPER	50,000,000.00	04/29/26
04821UE40	ATLANTIC ASSET SECURITIZATION LLC COMMERCIAL PAPER	17,640,000.00	05/04/26
05253CDU7	AUSTRALIA & NEW ZEALAND BANKING GROUP LTD COMMERCIAL PAPER	50,000,000.00	04/28/26
05253CEB8	AUSTRALIA & NEW ZEALAND BANKING GROUP LTD COMMERCIAL PAPER	10,000,000.00	05/11/26
05253CG26	AUSTRALIA & NEW ZEALAND BANKING GROUP LTD COMMERCIAL PAPER	20,000,000.00	07/02/26
05253CGA8	AUSTRALIA & NEW ZEALAND BANKING GROUP LTD COMMERCIAL PAPER	35,000,000.00	07/10/26
05253CGW0	AUSTRALIA & NEW ZEALAND BANKING GROUP LTD COMMERCIAL PAPER	12,000,000.00	07/30/26
05253CH74	AUSTRALIA & NEW ZEALAND BANKING GROUP LTD COMMERCIAL PAPER	15,000,000.00	08/07/26
05253CHA7	AUSTRALIA & NEW ZEALAND BANKING GROUP LTD COMMERCIAL PAPER	23,000,000.00	08/10/26
05253CJ80	AUSTRALIA & NEW ZEALAND BANKING GROUP LTD COMMERCIAL PAPER	19,275,000.00	09/08/26
05253CKU9	AUSTRALIA & NEW ZEALAND BANKING GROUP LTD COMMERCIAL PAPER	10,000,000.00	10/28/26
05253CKV7	AUSTRALIA & NEW ZEALAND BANKING GROUP LTD COMMERCIAL PAPER	11,000,000.00	10/29/26
05253CLT1	AUSTRALIA & NEW ZEALAND BANKING GROUP LTD COMMERCIAL PAPER	25,000,000.00	11/27/26
05253MA61	AUSTRALIA & NEW ZEALAND BANKING GROUP LTD COMMERCIAL PAPER	44,000,000.00	05/04/26
05970UE46	BANCO SANTANDER SA COMMERCIAL PAPER	30,000,000.00	05/04/26
05970UJ41	BANCO SANTANDER SA COMMERCIAL PAPER	65,000,000.00	09/04/26
05970UK15	BANCO SANTANDER SA COMMERCIAL PAPER	50,000,000.00	10/01/26
06367L2Z9	BANK OF MONTREAL CALLABLE COMMERCIAL PAPER	30,000,000.00	07/01/26
06367L3E5	BANK OF MONTREAL CALLABLE COMMERCIAL PAPER	19,000,000.00	10/07/26
06367L3G0	BANK OF MONTREAL CALLABLE COMMERCIAL PAPER	20,000,000.00	10/21/26
06367L3J4	BANK OF MONTREAL CALLABLE COMMERCIAL PAPER	9,000,000.00	08/13/26
06367L3K1	BANK OF MONTREAL CALLABLE COMMERCIAL PAPER	12,000,000.00	11/13/26
06367L3Q8	BANK OF MONTREAL CALLABLE COMMERCIAL PAPER	50,000,000.00	12/03/26
06367L3T2	BANK OF MONTREAL CALLABLE COMMERCIAL PAPER	25,000,000.00	12/10/26
06369MF81	BANK OF MONTREAL CALLABLE COMMERCIAL PAPER	12,000,000.00	06/08/26
06369MJ38	BANK OF MONTREAL CALLABLE COMMERCIAL PAPER	17,000,000.00	09/03/26
06369MQF3	BANK OF MONTREAL CALLABLE COMMERCIAL PAPER	30,000,000.00	03/15/27
06373LED7	BANK OF MONTREAL CALLABLE COMMERCIAL PAPER	15,000,000.00	02/03/27
06406QD22	BANK OF NEW ZEALAND COMMERCIAL PAPER	35,000,000.00	04/02/26
06406QDD8	BANK OF NEW ZEALAND COMMERCIAL PAPER	100,000,000.00	04/13/26

**LOGIC Holdings Report**  
**March 31, 2026**

Security Number	Security Description	Shares/Par	Maturity Date
06406QDG1	BANK OF NEW ZEALAND COMMERCIAL PAPER	100,000,000.00	04/16/26
06406QE13	BANK OF NEW ZEALAND COMMERCIAL PAPER	25,000,000.00	05/01/26
06406QF95	BANK OF NEW ZEALAND COMMERCIAL PAPER	15,000,000.00	06/09/26
06406QHL6	BANK OF NEW ZEALAND COMMERCIAL PAPER	25,000,000.00	08/20/26
06406QJG5	BANK OF NEW ZEALAND COMMERCIAL PAPER	100,000,000.00	09/16/26
06406QJW0	BANK OF NEW ZEALAND COMMERCIAL PAPER	15,000,000.00	09/30/26
06417KF20	BANK OF NOVA CORPORATE COMMERCIAL PAPER	20,000,000.00	06/02/26
06417KF95	BANK OF NOVA CORPORATE COMMERCIAL PAPER	20,000,000.00	06/09/26
06417KLW7	BANK OF NOVA CORPORATE COMMERCIAL PAPER	35,000,000.00	11/30/26
06417KPC7	BANK OF NOVA CORPORATE COMMERCIAL PAPER	21,000,000.00	02/12/27
06417LE78	BANK OF NOVA CORPORATE COMMERCIAL PAPER	25,000,000.00	08/20/26
06417LE86	BANK OF NOVA CORPORATE COMMERCIAL PAPER	20,000,000.00	08/19/26
06417LF36	BANK OF NOVA CORPORATE COMMERCIAL PAPER	40,000,000.00	09/10/26
06417LG43	BANK OF NOVA CORPORATE COMMERCIAL PAPER	21,000,000.00	01/21/27
06417LG76	BANK OF NOVA CORPORATE COMMERCIAL PAPER	37,000,000.00	02/03/27
06741EJU5	BARCLAYS BANK PLC COMMERCIAL PAPER	25,000,000.00	09/28/26
06741HSG9	BARCLAYS BANK PLC COMMERCIAL PAPER	50,000,000.00	09/10/26
06945MDL7	BARTON CAPITAL SA COMMERCIAL PAPER	50,000,000.00	04/20/26
06945MFJ0	BARTON CAPITAL SA COMMERCIAL PAPER	50,000,000.00	06/18/26
06945MGL4	BARTON CAPITAL SA COMMERCIAL PAPER	25,000,000.00	07/20/26
06945MHX7	BARTON CAPITAL SA COMMERCIAL PAPER	50,000,000.00	08/31/26
07644BEE8	BEDFORD ROW FUNDING CORP COMMERCIAL PAPER	10,000,000.00	05/14/26
07644DPU6	BEDFORD ROW FUNDING CORP COMMERCIAL PAPER	25,000,000.00	04/29/26
07647XAB7	BEDFORD ROW FUNDING CORP COMMERCIAL PAPER	25,000,000.00	04/21/26
08224ME67	BENNINGTON STARK CAPITAL CO LLC COMMERCIAL PAPER	35,000,000.00	05/06/26
09659CEF1	BNP PARIBAS NY BRANCH COMMERCIAL PAPER	11,000,000.00	05/15/26
09659CHJ0	BNP PARIBAS NY BRANCH COMMERCIAL PAPER	85,000,000.00	08/18/26
11042MDN5	BRITANNIA FUNDING CO LLC COMMERCIAL PAPER	50,000,000.00	04/22/26
11042MF45	BRITANNIA FUNDING CO LLC COMMERCIAL PAPER	25,000,000.00	06/04/26
11042NBT2	BRITANNIA FUNDING CO LLC COMMERCIAL PAPER	125,000,000.00	06/02/26
11042NBX3	BRITANNIA FUNDING CO LLC COMMERCIAL PAPER	25,000,000.00	07/29/26
12509TG19	CDP FINANCIAL INC COMMERCIAL PAPER	15,000,000.00	07/01/26
12800BDE9	CAISSE DES DEPOTS ET CONSIGNATIONS COMMERCIAL	25,000,000.00	04/14/26
12800BEE8	CAISSE DES DEPOTS ET CONSIGNATIONS COMMERCIAL	50,000,000.00	05/14/26
13608BDQ4	CANADIAN IMPERIAL BANK OF COMMERCE COMMERCIAL	33,000,000.00	04/24/26
13608BF58	CANADIAN IMPERIAL BANK OF COMMERCE COMMERCIAL	40,000,000.00	06/05/26
13608BFA7	CANADIAN IMPERIAL BANK OF COMMERCE COMMERCIAL	25,000,000.00	06/10/26
13608BG73	CANADIAN IMPERIAL BANK OF COMMERCE COMMERCIAL	41,000,000.00	07/07/26
13608BGX6	CANADIAN IMPERIAL BANK OF COMMERCE COMMERCIAL	30,000,000.00	07/31/26
13608CSN3	CANADIAN IMPERIAL BANK OF COMMERCE COMMERCIAL	15,000,000.00	09/16/26
13608CSU7	CANADIAN IMPERIAL BANK OF COMMERCE COMMERCIAL	50,000,000.00	10/02/26
13608CSY9	CANADIAN IMPERIAL BANK OF COMMERCE COMMERCIAL	40,000,000.00	01/08/27
16115YAB9	CHARTA, LLC CORPORATE COMMERCIAL PAPER	25,000,000.00	05/06/26
16537BDW0	CHESHAM FINANCE CORPORATE COMMERCIAL PAPER	30,000,000.00	04/30/26
16538CD15	CHESHAM FINANCE CORPORATE COMMERCIAL PAPER	300,000,000.00	04/01/26
1730QPCZ8	CITIGROUP GLOBAL MARKETS INC COMMERCIAL PAPER	90,000,000.00	06/16/26
20272FFH3	COMMONWEALTH BANK OF AUSTRALIA COMMERCIAL PAPER	12,000,000.00	02/12/27
20632BD71	CONCORD MINUTEMEN CAPITAL CO LLC COMMERCIAL PAPER	52,039,000.00	04/07/26
20632CDX2	CONCORD MINUTEMEN CAPITAL CO LLC COMMERCIAL PAPER	25,000,000.00	05/22/26

**LOGIC Holdings Report**  
**March 31, 2026**

Security Number	Security Description	Shares/Par	Maturity Date
20632CEB9	CONCORD MINUTEMEN CAPITAL CO LLC COMMERCIAL PAPER	50,000,000.00	05/22/26
20632CEL7	CONCORD MINUTEMEN CAPITAL CO LLC COMMERCIAL PAPER	50,000,000.00	06/23/26
20632CEM5	CONCORD MINUTEMEN CAPITAL CO LLC COMMERCIAL PAPER	25,000,000.00	07/01/26
20632CEQ6	CONCORD MINUTEMEN CAPITAL CO LLC COMMERCIAL PAPER	35,000,000.00	07/06/26
2063C1D64	CONCORD MINUTEMEN CAPITAL CO LLC COMMERCIAL PAPER	300,219,000.00	04/06/26
21038XF20	CONSTELLATION FUNDING CO LLC COMMERCIAL PAPER	12,000,000.00	06/02/26
21038XGN3	CONSTELLATION FUNDING CO LLC COMMERCIAL PAPER	24,000,000.00	07/22/26
21687BD16	COOPERATIEVE COMMERCIAL PAPER	300,000,000.00	04/01/26
22533UDL4	CREDIT AGRICOLE CRP&IN CORPORATE COMMERCIAL PAPER	25,000,000.00	04/20/26
22533UE66	CREDIT AGRICOLE CRP&IN CORPORATE COMMERCIAL PAPER	10,000,000.00	05/06/26
22533UF16	CREDIT AGRICOLE CRP&IN CORPORATE COMMERCIAL PAPER	60,000,000.00	06/01/26
22533UGX5	CREDIT AGRICOLE CRP&IN CORPORATE COMMERCIAL PAPER	40,000,000.00	07/31/26
22533UKP7	CREDIT AGRICOLE CRP&IN CORPORATE COMMERCIAL PAPER	40,000,000.00	10/23/26
22533UKW2	CREDIT AGRICOLE CRP&IN CORPORATE COMMERCIAL PAPER	15,000,000.00	10/30/26
22533UL68	CREDIT AGRICOLE CRP&IN CORPORATE COMMERCIAL PAPER	13,000,000.00	11/06/26
22536MEN4	CREDIT INDUSTRIEL ET COMMERCIAL/NEW YORK COMMERCIAL PAPER	70,000,000.00	05/22/26
22536MG69	CREDIT INDUSTRIEL ET COMMERCIAL/NEW YORK COMMERCIAL PAPER	30,000,000.00	07/06/26
23305EEC3	DNB BANK ASA CORPORATE COMMERCIAL PAPER	30,750,000.00	05/12/26
2332K1DN7	DNB BANK ASA CORPORATE COMMERCIAL PAPER	23,000,000.00	04/22/26
2332K1FV7	DNB BANK ASA CORPORATE COMMERCIAL PAPER	30,000,000.00	06/29/26
2332K1GX2	DNB BANK ASA CORPORATE COMMERCIAL PAPER	50,000,000.00	07/31/26
2332K1K25	DNB BANK ASA CORPORATE COMMERCIAL PAPER	75,000,000.00	10/02/26
23343WEU7	DZ BANK AG DEUTSCHE -Z CORPORATE COMMERCIAL PAPER	75,000,000.00	05/28/26
23343WHH3	DZ BANK AG DEUTSCHE -Z CORPORATE COMMERCIAL PAPER	40,000,000.00	08/17/26
23343WHK6	DZ BANK AG DEUTSCHE -Z CORPORATE COMMERCIAL PAPER	37,000,000.00	08/19/26
26821MHC0	DZ BANK AG DEUTSCHE -Z CORPORATE COMMERCIAL PAPER	25,000,000.00	08/12/26
30601WHJ1	FAIRWAY FINANCE CO LLC COMMERCIAL PAPER	50,000,000.00	08/18/26
31428GGH0	FEDERATION DES CAISS CORPORATE COMMERCIAL PAPER	45,000,000.00	07/17/26
31428GGV9	FEDERATION DES CAISS CORPORATE COMMERCIAL PAPER	50,000,000.00	07/29/26
31428GMJ9	FEDERATION DES CAISS CORPORATE COMMERCIAL PAPER	15,000,000.00	12/18/26
31428GPR8	FEDERATION DES CAISS CORPORATE COMMERCIAL PAPER	26,000,000.00	02/25/27
31849MDV0	FIRST ABU DHABI BANK PJSC COMMERCIAL PAPER	200,000,000.00	04/29/26
31849ME56	FIRST ABU DHABI BANK PJSC COMMERCIAL PAPER	35,000,000.00	05/05/26
31849MF22	FIRST ABU DHABI BANK PJSC COMMERCIAL PAPER	15,000,000.00	06/02/26
31849MGA3	FIRST ABU DHABI BANK PJSC COMMERCIAL PAPER	50,000,000.00	07/10/26
38150RAN8	GOLDMAN SACHS INTERNATIONAL COMMERCIAL PAPER	65,000,000.00	09/17/26
39014GSB3	GREAT BEAR FUNDING LLC CALLABLE COMMERCIAL PAPER	120,000,000.00	07/07/26
39014GSC1	GREAT BEAR FUNDING LLC CALLABLE COMMERCIAL PAPER	50,000,000.00	07/14/26
39014GSF4	GREAT BEAR FUNDING LLC CALLABLE COMMERCIAL PAPER	25,000,000.00	07/20/26
39014GSS6	GREAT BEAR FUNDING LLC CALLABLE COMMERCIAL PAPER	45,000,000.00	07/13/26
39014JD72	GREAT BEAR FUNDING LLC CALLABLE COMMERCIAL PAPER	115,000,000.00	04/07/26
40433FWC9	HSBC BANK PLC COMMERCIAL PAPER	65,000,000.00	06/22/26
44988GHD3	ING US FUNDING LLC COMMERCIAL PAPER	50,000,000.00	05/12/26
44988GHE1	ING US FUNDING LLC COMMERCIAL PAPER	12,000,000.00	08/14/26
44988GHF8	ING US FUNDING LLC COMMERCIAL PAPER	20,000,000.00	05/27/26
44988GHM3	ING US FUNDING LLC COMMERCIAL PAPER	30,000,000.00	11/02/26
45685RE45	ING US FUNDING LLC COMMERCIAL PAPER	22,000,000.00	05/04/26
45685REJ2	ING US FUNDING LLC COMMERCIAL PAPER	20,000,000.00	05/18/26
45685REK9	ING US FUNDING LLC COMMERCIAL PAPER	19,000,000.00	05/19/26

**LOGIC Holdings Report**  
**March 31, 2026**

Security Number	Security Description	Shares/Par	Maturity Date
45685RES2	ING US FUNDING LLC COMMERCIAL PAPER	10,000,000.00	05/26/26
45685RG27	ING US FUNDING LLC COMMERCIAL PAPER	10,000,000.00	07/02/26
45685RJ24	ING US FUNDING LLC COMMERCIAL PAPER	20,000,000.00	09/02/26
46125FD71	INTREPID FUNC CO LLC CORPORATE COMMERCIAL PAPER	50,000,000.00	04/07/26
46125FDA4	INTREPID FUNC CO LLC CORPORATE COMMERCIAL PAPER	36,000,000.00	04/10/26
46125FJH3	INTREPID FUNC CO LLC CORPORATE COMMERCIAL PAPER	35,000,000.00	09/17/26
46125GAL1	INTREPID FUNC CO LLC CORPORATE COMMERCIAL PAPER	18,000,000.00	04/10/26
46125GAM9	INTREPID FUNC CO LLC CORPORATE COMMERCIAL PAPER	25,000,000.00	04/17/26
46125GAN7	INTREPID FUNC CO LLC CORPORATE COMMERCIAL PAPER	25,000,000.00	04/24/26
46224LE77	IONIC FUNDING LLC COMMERCIAL PAPER	55,000,000.00	05/07/26
46224LEU6	IONIC FUNDING LLC COMMERCIAL PAPER	20,000,000.00	05/28/26
46224LFC5	IONIC FUNDING LLC COMMERCIAL PAPER	75,000,000.00	06/12/26
48252QJ80	KEB HANA BANK COMMERCIAL PAPER	17,005,000.00	09/08/26
50286MJE2	LA FAYETTE ASSET SECURITIZATION LLC COMMERCIAL	100,000,000.00	09/14/26
5148X1D18	LANDESBANK COMMERCIAL PAPER	600,000,000.00	04/01/26
52953BD67	LEXINGTON PARKER CAPITAL CO LLC COMMERCIAL PAPER	162,000,000.00	04/06/26
52953BD75	LEXINGTON PARKER CAPITAL CO LLC COMMERCIAL PAPER	50,037,000.00	04/07/26
53127UDM9	LIBERTY ST FUNDING LLC CORPORATE COMMERCIAL PAPER	19,000,000.00	04/21/26
53620AAZ9	LION BAY FUNDING LLC CALLABLE COMMERCIAL PAPER	100,000,000.00	08/06/26
53944RD88	LMA AMERICAS LLC COMMERCIAL PAPER	50,000,000.00	04/08/26
53944RF37	LMA AMERICAS LLC COMMERCIAL PAPER	102,250,000.00	06/03/26
53944RJ25	LMA AMERICAS LLC COMMERCIAL PAPER	50,850,000.00	09/02/26
55607LD19	MACQUARIE BANK LTD COMMERCIAL PAPER	75,000,000.00	04/01/26
55607LE59	MACQUARIE BANK LTD COMMERCIAL PAPER	50,000,000.00	05/05/26
55607LJ88	MACQUARIE BANK LTD COMMERCIAL PAPER	100,000,000.00	09/08/26
55607LJA3	MACQUARIE BANK LTD COMMERCIAL PAPER	50,000,000.00	09/10/26
55607NG87	MACQUARIE BANK LTD COMMERCIAL PAPER	20,000,000.00	04/02/26
55607NJ27	MACQUARIE BANK LTD COMMERCIAL PAPER	30,000,000.00	05/04/26
55607NK33	MACQUARIE BANK LTD COMMERCIAL PAPER	100,000,000.00	06/01/26
60682XG83	MITSUBISHI UFJ TST & B CORPORATE COMMERCIAL PAPER	23,000,000.00	07/08/26
60683CEJ6	MITSUBISHI UFJ TST & B CORPORATE COMMERCIAL PAPER	50,000,000.00	05/18/26
60710WDA9	MIZUHO BANK, LTD., NEW CORPORATE COMMERCIAL PAPER	20,000,000.00	04/10/26
62939MD12	NRW.BANK CORPORATE COMMERCIAL PAPER	34,000,000.00	04/01/26
63254G2B0	NATIONAL AUSTRALIA BANK LTD COMMERCIAL PAPER	50,000,000.00	10/21/26
63254G3B9	NATIONAL AUSTRALIA BANK LTD COMMERCIAL PAPER	25,000,000.00	01/20/27
63254G3L7	NATIONAL AUSTRALIA BANK LTD COMMERCIAL PAPER	45,000,000.00	02/18/27
63254G3M5	NATIONAL AUSTRALIA BANK LTD COMMERCIAL PAPER	23,000,000.00	11/24/26
63307MDW6	NATIONAL BANK OF CANADA COMMERCIAL PAPER	100,000,000.00	04/30/26
63307NRR0	NATIONAL BANK OF CANADA COMMERCIAL PAPER	110,000,000.00	10/22/26
63854FEK3	NATIONAL WESTMINSTER BANK PLC COMMERCIAL PAPER	12,000,000.00	05/19/26
6385E1EK3	NATIONWIDE BUILDING SOCIETY COMMERCIAL PAPER	12,000,000.00	05/19/26
63873KD79	NATIXIS NY CORPORATE COMMERCIAL PAPER	50,000,000.00	04/07/26
63873KH34	NATIXIS NY CORPORATE COMMERCIAL PAPER	60,000,000.00	08/03/26
65409SGN2	NIEUW AMSTERDAM RECEIVABLES CORP BV COMMERCIAL	50,000,000.00	07/22/26
65557RHY9	NORDEA BANK ABP COMMERCIAL PAPER	25,000,000.00	10/14/26
65557RJA9	NORDEA BANK ABP COMMERCIAL PAPER	9,000,000.00	07/16/26
65557RJC5	NORDEA BANK ABP COMMERCIAL PAPER	25,000,000.00	11/04/26
65557RJK7	NORDEA BANK ABP COMMERCIAL PAPER	25,000,000.00	02/18/27
67983UFQ1	OLD LINE FUNDING LLC CALLABLE COMMERCIAL PAPER	25,000,000.00	06/24/26

**LOGIC Holdings Report**  
**March 31, 2026**

Security Number	Security Description	Shares/Par	Maturity Date
67984YMA9	OLD LINE FUNDING LLC CALLABLE COMMERCIAL PAPER	100,000,000.00	10/13/26
67985FFZ2	OLD LINE FUNDING LLC CALLABLE COMMERCIAL PAPER	50,000,000.00	07/13/26
68323KD17	PROVINCE OF ONTARIO CANADA COMMERCIAL PAPER	100,000,000.00	04/01/26
69034BF13	OVERSEA-CHINESE BANKING CORP LTD COMMERCIAL PAPER	50,000,000.00	06/01/26
69034BJ43	OVERSEA-CHINESE BANKING CORP LTD COMMERCIAL PAPER	75,000,000.00	09/04/26
69034CSY5	OVERSEA-CHINESE BANKING CORP LTD COMMERCIAL PAPER	50,000,000.00	04/01/26
69901NMX9	PARADELLE FUNDING LLC COMMERCIAL PAPER	22,000,000.00	12/31/26
69901NMF7	PARADELLE FUNDING LLC COMMERCIAL PAPER	30,000,000.00	01/15/27
69901Q4S3	PARADELLE FUNDING LLC COMMERCIAL PAPER	30,000,000.00	01/22/27
74154GD91	PRICOA SHORT TERM FUNDING LLC COMMERCIAL PAPER	25,000,000.00	04/09/26
74154HBP5	PRICOA SHORT TERM FUNDING LLC COMMERCIAL PAPER	65,000,000.00	04/06/26
74154HBX8	PRICOA SHORT TERM FUNDING LLC COMMERCIAL PAPER	50,000,000.00	08/31/26
76582EPM1	RIDGEFIELD FUNDING CO LLC COMMERCIAL PAPER	100,000,000.00	08/04/26
76582KF97	RIDGEFIELD FUNDING CO LLC COMMERCIAL PAPER	50,000,000.00	06/09/26
78013WET3	ROYAL BANK OF CANADA COMMERCIAL PAPER	35,000,000.00	05/27/26
78013WG79	ROYAL BANK OF CANADA COMMERCIAL PAPER	32,000,000.00	07/07/26
78013WK25	ROYAL BANK OF CANADA COMMERCIAL PAPER	25,000,000.00	10/02/26
78014XRE9	ROYAL BANK OF CANADA COMMERCIAL PAPER	15,000,000.00	09/16/26
78014XRJ8	ROYAL BANK OF CANADA COMMERCIAL PAPER	25,000,000.00	10/05/26
78014XRY5	ROYAL BANK OF CANADA COMMERCIAL PAPER	20,000,000.00	11/12/26
78014XSF5	ROYAL BANK OF CANADA COMMERCIAL PAPER	25,000,000.00	08/21/26
78014XSJ7	ROYAL BANK OF CANADA COMMERCIAL PAPER	50,000,000.00	01/22/27
78014XSQ1	ROYAL BANK OF CANADA COMMERCIAL PAPER	50,000,000.00	02/05/27
78015DQB9	ROYAL BANK OF CANADA COMMERCIAL PAPER	50,000,000.00	03/11/27
78015DQP8	ROYAL BANK OF CANADA COMMERCIAL PAPER	50,000,000.00	03/23/27
79490BES1	SALISBURY RECEIVABLES CO LLC COMMERCIAL PAPER	50,000,000.00	05/26/26
79490BHJ8	SALISBURY RECEIVABLES CO LLC COMMERCIAL PAPER	25,000,000.00	08/18/26
79539QBV7	SALISBURY RECEIVABLES CO LLC COMMERCIAL PAPER	25,000,000.00	04/01/26
79539QBX3	SALISBURY RECEIVABLES CO LLC COMMERCIAL PAPER	80,000,000.00	07/31/26
83050UD13	SKANDINAVISKA ENSKILDA BANKEN AB COMMERCIAL PAPER	20,000,000.00	04/01/26
83050UD21	SKANDINAVISKA ENSKILDA BANKEN AB COMMERCIAL PAPER	10,000,000.00	04/02/26
83050UE53	SKANDINAVISKA ENSKILDA BANKEN AB COMMERCIAL PAPER	12,000,000.00	05/05/26
83050UEK0	SKANDINAVISKA ENSKILDA BANKEN AB COMMERCIAL PAPER	9,000,000.00	05/19/26
83050UFR4	SKANDINAVISKA ENSKILDA BANKEN AB COMMERCIAL PAPER	10,000,000.00	06/25/26
83050UFV5	SKANDINAVISKA ENSKILDA BANKEN AB COMMERCIAL PAPER	9,000,000.00	06/29/26
83050UG85	SKANDINAVISKA ENSKILDA BANKEN AB COMMERCIAL PAPER	14,000,000.00	07/08/26
83050UJR0	SKANDINAVISKA ENSKILDA BANKEN AB COMMERCIAL PAPER	10,000,000.00	09/25/26
83050UK23	SKANDINAVISKA ENSKILDA BANKEN AB COMMERCIAL PAPER	25,000,000.00	10/02/26
83050UK64	SKANDINAVISKA ENSKILDA BANKEN AB COMMERCIAL PAPER	50,000,000.00	10/06/26
83050UM70	SKANDINAVISKA ENSKILDA BANKEN AB COMMERCIAL PAPER	50,000,000.00	12/07/26
83050UQJ0	SKANDINAVISKA ENSKILDA BANKEN AB COMMERCIAL PAPER	50,000,000.00	03/18/27
83050WSJ4	SKANDINAVISKA ENSKILDA BANKEN AB COMMERCIAL PAPER	50,000,000.00	10/02/26
83050WSR6	SKANDINAVISKA ENSKILDA BANKEN AB COMMERCIAL PAPER	25,000,000.00	07/14/26
83050WSS4	SKANDINAVISKA ENSKILDA BANKEN AB COMMERCIAL PAPER	9,000,000.00	10/15/26
85520MH30	STARBIRD FUNDING CORP COMMERCIAL PAPER	40,000,000.00	08/03/26
85520PPD2	STARBIRD FUNDING CORP COMMERCIAL PAPER	15,000,000.00	05/01/26
86564KCE0	SUMITOMO MITSUI BANKING CORP COMMERCIAL PAPER	45,000,000.00	04/14/26
86564KCL4	SUMITOMO MITSUI BANKING CORP COMMERCIAL PAPER	39,000,000.00	05/13/26
86564KDD1	SUMITOMO MITSUI BANKING CORP COMMERCIAL PAPER	75,000,000.00	09/23/26

**LOGIC Holdings Report**  
**March 31, 2026**

Security Number	Security Description	Shares/Par	Maturity Date
86564KDE9	SUMITOMO MITSUI BANKING CORP COMMERCIAL PAPER	50,000,000.00	09/30/26
86564XHE7	SUMITOMO MITSUI BANKING CORP COMMERCIAL PAPER	35,000,000.00	08/14/26
86724BH44	NORFINA LTD CORPORATE COMMERCIAL PAPER	25,000,000.00	08/04/26
86724BJ26	NORFINA LTD CORPORATE COMMERCIAL PAPER	50,000,000.00	09/02/26
86724BJG5	NORFINA LTD CORPORATE COMMERCIAL PAPER	50,000,000.00	09/16/26
86960KEB4	SVENSKA HANDELSBANKEN AB COMMERCIAL PAPER	35,000,000.00	05/11/26
86960KEK4	SVENSKA HANDELSBANKEN AB COMMERCIAL PAPER	18,000,000.00	05/19/26
86960KEU2	SVENSKA HANDELSBANKEN AB COMMERCIAL PAPER	20,000,000.00	05/28/26
86960KF15	SVENSKA HANDELSBANKEN AB COMMERCIAL PAPER	16,000,000.00	06/01/26
86960KFA5	SVENSKA HANDELSBANKEN AB COMMERCIAL PAPER	23,000,000.00	06/10/26
86960KFB9	SVENSKA HANDELSBANKEN AB COMMERCIAL PAPER	20,000,000.00	06/29/26
86960KFV9	SVENSKA HANDELSBANKEN AB COMMERCIAL PAPER	20,000,000.00	06/29/26
86960KG71	SVENSKA HANDELSBANKEN AB COMMERCIAL PAPER	21,000,000.00	07/07/26
86960KQJ4	SVENSKA HANDELSBANKEN AB COMMERCIAL PAPER	50,000,000.00	03/18/27
86960KQP0	SVENSKA HANDELSBANKEN AB COMMERCIAL PAPER	80,000,000.00	03/23/27
86960LNH9	SVENSKA HANDELSBANKEN AB COMMERCIAL PAPER	17,000,000.00	10/14/26
87020XE14	SWEDBANK AB CORPORATE COMMERCIAL PAPER	35,000,000.00	05/01/26
87020XEB2	SWEDBANK AB CORPORATE COMMERCIAL PAPER	9,000,000.00	05/11/26
87020XES5	SWEDBANK AB CORPORATE COMMERCIAL PAPER	20,000,000.00	05/26/26
87020XF39	SWEDBANK AB CORPORATE COMMERCIAL PAPER	23,000,000.00	06/03/26
87020XJV3	SWEDBANK AB CORPORATE COMMERCIAL PAPER	25,000,000.00	09/29/26
87020XLD0	SWEDBANK AB CORPORATE COMMERCIAL PAPER	45,000,000.00	11/13/26
88602UEF3	THUNDER BAY FUNDING LLC CALLABLE COMMERCIAL PAPER	15,000,000.00	05/15/26
88603YKC4	THUNDER BAY FUNDING LLC CALLABLE COMMERCIAL PAPER	50,000,000.00	10/13/26
88604GEE5	THUNDER BAY FUNDING LLC CALLABLE COMMERCIAL PAPER	14,000,000.00	07/02/26
89119BD29	TORONTO-DOMINION BANK CORPORATE COMMERCIAL PAPER	50,000,000.00	04/02/26
89119BDE3	TORONTO-DOMINION BANK CORPORATE COMMERCIAL PAPER	43,000,000.00	04/14/26
89119BDG8	TORONTO-DOMINION BANK CORPORATE COMMERCIAL PAPER	33,000,000.00	04/16/26
89119BQG4	TORONTO-DOMINION BANK CORPORATE COMMERCIAL PAPER	45,000,000.00	03/16/27
89120FDS0	TORONTO-DOMINION BANK CORPORATE COMMERCIAL PAPER	60,000,000.00	07/01/26
89158MG99	TOTALENERGIES CAPITAL USA LLC COMMERCIAL PAPER	100,000,000.00	07/09/26
89158MGV0	TOTALENERGIES CAPITAL USA LLC COMMERCIAL PAPER	40,000,000.00	07/29/26
89232DKU7	TOYOTA CREDIT CANADA INC COMMERCIAL PAPER	55,000,000.00	10/28/26
89232DMG6	TOYOTA CREDIT CANADA INC COMMERCIAL PAPER	40,000,000.00	12/16/26
89233HDE1	TOYOTA MOTOR CREDIT CORP COMMERCIAL PAPER	50,000,000.00	04/14/26
89233HES9	TOYOTA MOTOR CREDIT CORP COMMERCIAL PAPER	6,000,000.00	05/26/26
89233HH31	TOYOTA MOTOR CREDIT CORP COMMERCIAL PAPER	25,000,000.00	08/03/26
89233HK29	TOYOTA MOTOR CREDIT CORP COMMERCIAL PAPER	112,000,000.00	10/02/26
89233HLG7	TOYOTA MOTOR CREDIT CORP COMMERCIAL PAPER	50,000,000.00	11/16/26
8923A1F89	TOYOTA MOTOR CREDIT CORP COMMERCIAL PAPER	25,000,000.00	06/08/26
8923A1FN6	TOYOTA MOTOR CREDIT CORP COMMERCIAL PAPER	25,000,000.00	06/22/26
8923A1HA2	TOYOTA MOTOR CREDIT CORP COMMERCIAL PAPER	20,000,000.00	08/10/26
8923A1L33	TOYOTA MOTOR CREDIT CORP COMMERCIAL PAPER	40,000,000.00	11/03/26
90351XE58	UBS AG/LONDON FLT CORPORATE COMMERCIAL PAPER	50,000,000.00	05/05/26
91127RKM8	UNITED OVERSEAS BANK LTD COMMERCIAL PAPER	100,000,000.00	05/26/26
91127RLF2	UNITED OVERSEAS BANK LTD COMMERCIAL PAPER	50,000,000.00	08/13/26
92512ME47	VERSAILLES COMMERCIAL PAPER LLC COMMERCIAL PAPER	30,000,000.00	05/04/26
92544LD26	VERTO CAPITAL I-A LLC COMMERCIAL PAPER	25,000,000.00	04/02/26
92544LDQ3	VERTO CAPITAL I COMPARTMENT A COMMERCIAL PAPER	100,000,000.00	04/24/26
92544LDT7	VERTO CAPITAL I COMPARTMENT A COMMERCIAL PAPER	75,000,000.00	04/27/26

**LOGIC Holdings Report**  
**March 31, 2026**

Security Number	Security Description	Shares/Par	Maturity Date
92544LE17	VERTO CAPITAL I COMPARTMENT A COMMERCIAL PAPER	85,000,000.00	05/01/26
92544XD12	VERTO CAPITAL I COMPARTMENT C COMMERCIAL PAPER	200,000,000.00	04/01/26
92544XD20	VERTO CAPITAL I COMPARTMENT C COMMERCIAL PAPER	150,000,000.00	04/02/26
92544XDQ7	VERTO CAPITAL I COMPARTMENT C COMMERCIAL PAPER	50,000,000.00	04/24/26
92646LD23	VICTORY RECEIVABLES CORP COMMERCIAL PAPER	75,000,000.00	04/02/26
92646LD64	VICTORY RECEIVABLES CORP COMMERCIAL PAPER	125,000,000.00	04/06/26
92646LD72	VICTORY RECEIVABLES CORP COMMERCIAL PAPER	110,000,000.00	04/07/26
9612C1F51	WESTPAC BANKING CORP COMMERCIAL PAPER	19,000,000.00	06/05/26
9612C1G27	WESTPAC BANKING CORP COMMERCIAL PAPER	22,000,000.00	07/02/26
9612C1HX8	WESTPAC BANKING CORP COMMERCIAL PAPER	18,000,000.00	08/31/26
9612C1LQ8	WESTPAC BANKING CORP COMMERCIAL PAPER	17,000,000.00	11/24/26
9612C1MA2	WESTPAC BANKING CORP COMMERCIAL PAPER	50,000,000.00	12/10/26
9612C1NL7	WESTPAC BANKING CORP COMMERCIAL PAPER	15,000,000.00	01/20/27
9612C1NV5	WESTPAC BANKING CORP COMMERCIAL PAPER	11,000,000.00	01/29/27
9612C1Q18	WESTPAC BANKING CORP COMMERCIAL PAPER	75,000,000.00	03/01/27
9612C1QC4	WESTPAC BANKING CORP COMMERCIAL PAPER	25,000,000.00	03/12/27
9612C1QK6	WESTPAC BANKING CORP COMMERCIAL PAPER	50,000,000.00	03/19/27
9612CAAF4	WESTPAC BANKING CORP COMMERCIAL PAPER	25,000,000.00	09/10/26
9612CAAJ6	WESTPAC BANKING CORP COMMERCIAL PAPER	20,000,000.00	09/18/26
9612CAAK3	WESTPAC BANKING CORP COMMERCIAL PAPER	90,000,000.00	09/25/26
9612CAAL1	WESTPAC BANKING CORP COMMERCIAL PAPER	10,000,000.00	09/28/26
9612CAAX5	WESTPAC BANKING CORP COMMERCIAL PAPER	25,000,000.00	01/12/27
9612CAAZ0	WESTPAC BANKING CORP COMMERCIAL PAPER	15,000,000.00	01/14/27
<b>Total - COMMERCIAL PAPER (INTEREST BEARING) :</b>		<b>13,839,275,000.00</b>	
<b>TREASURY BILLS :</b>			
912797TG2	UNITED STATES OF AMERICA BILL	155,000,000.00	04/07/26
912797TH0	UNITED STATES OF AMERICA BILL	180,000,000.00	04/14/26
912797TJ6	UNITED STATES OF AMERICA BILL	155,000,000.00	04/21/26
912797TK3	UNITED STATES OF AMERICA BILL	155,000,000.00	04/28/26
912797TL1	UNITED STATES OF AMERICA BILL	150,000,000.00	05/05/26
<b>Total - TREASURY BILLS :</b>		<b>795,000,000.00</b>	
<b>Total - SHORT TERM INVESTMENTS :</b>		<b>14,634,275,000.00</b>	
		<b>15,866,989,000.00</b>	



PANHANDLE REG PLANNING COMM  
 ATTN TRENTON C TAYLOR  
 PO BOX 9257  
 AMARILLO TX 79105-9257

**MONTHLY STATEMENT OF ACCOUNT**

**ACCOUNT:** 1317291001

**ACCOUNT NAME:** INVESTMENT ACCOUNT

**STATEMENT PERIOD:** 03/01/2026 - 03/31/2026

LOGIC MONTHLY SUMMARY: THE AVERAGE MONTHLY RATE WAS 3.7875%. THE AVERAGE WEIGHTED AVERAGE MATURITY WAS 51 DAYS AND THE NET ASSET VALUE FOR 3/31/26 WAS 0.999816.

MONTHLY ACTIVITY DETAIL				
TRANSACTION DATE	DESCRIPTION	CONFIRMATION NUMBER	TRANSACTION AMOUNT	BALANCE
	BEGINNING BALANCE			1,477,230.59
03/31/2026	MONTHLY POSTING	9999888	4,751.52	1,481,982.11
	ENDING BALANCE			1,481,982.11

MONTHLY ACCOUNT SUMMARY	
BEGINNING BALANCE	1,477,230.59
TOTAL DEPOSITS	0.00
TOTAL WITHDRAWALS	0.00
TOTAL INTEREST	4,751.52
ENDING BALANCE	1,481,982.11
AVERAGE BALANCE	1,477,230.59

ACTIVITY SUMMARY (YEAR-TO-DATE)			
ACCOUNT NAME	DEPOSITS	WITHDRAWALS	INTEREST
INVESTMENT ACCOUNT	0.00	0.00	13,869.10

IF YOU HAVE ANY QUESTIONS, PLEASE CONTACT LOGIC PARTICIPANT SERVICES AT 1-800-895-6442



# ITEM 9

## MEMORANDUM

**DATE:** April 30, 2026  
**TO:** PRPC Board of Directors  
**FROM:** Trent Taylor, Finance Director  
**THROUGH:** Michael J. Peters, Executive Director  
**SUBJECT:** Agenda Item 9  
PRPC Personnel Policies

### BACKGROUND

The PRPC Personnel Policies were last updated on September 23, 2021. We have made many revisions to update the document. The policies are continually improving and will be revised as the situation arises. A summary of the major changes is attached to this memo. The final document was emailed with the meeting notice, and a copy can be found at your table.

We greatly appreciate Judges Tanner, Dyer, and Locke for taking time out of their schedule to review this document. They have provided valuable oversight and made many improvements.

With the subcommittee's recommendation, we would like to submit the entire document to the PRPC Board for formal approval and adoption.

### RECOMMENDATION

Staff recommends that the PRPC Board approve the revised Personnel Policies.

## PRPC Personnel Policies: Policy Updates

### ***2.10: Anti-Sexual Harassment Policy***

Updated the Anti-Sexual Harassment Policy by clearly defining prohibited conduct and refining guidance on reporting procedures to ensure transparency and accountability.

---

### ***2.12: Anti-Fraud Policy***

Adopted an Anti-Fraud Policy to strengthen internal controls and support the prevention, detection, and reporting of fraud, waste, theft, and abuse.

---

### ***3.02: Professional Appearance Policy***

Updated the Professional Appearance Policy to include language that addresses tattoos, jewelry, and piercings.

---

### ***3.03: Timeliness and Attendance policy***

Revised the Timeliness and Attendance Policy to change the reporting requirement for tardiness or absences from within 30 minutes after the scheduled start time to prior to the start of the employee's shift.

---

### ***3.09: Electronic Communications Policy***

Adopted an Electronic Communication Policy to establish standards for appropriate use of PRPC's electronic communication systems and outline the parameters for monitoring such usage.

---

### ***3.11: Use of Recording Devices Policy***

Adopted a Use of Recording Devices Policy to establish clear guidelines governing the use of recording devices on PRPC premises.

---

### ***7.06: Lactation Breaks Policy***

Adopted a Lactation Breaks Policy to ensure compliance with federal Fair Labor Standards Act (FLSA) Break Time for Nursing Mothers provision and the Providing Urgent Maternal Protections (PUMP) for Nursing Mothers Act.

---

### ***9.03: Vacation Leave Policy***

Revised the Vacation Leave Policy to allow employees to utilize accrued vacation time after 90 days of employment, replacing the previous 6-month waiting period.

---

### ***9.11: Emergency and Bereavement Leave Policy***

Updated the Emergency and Bereavement Leave Policy to expand the definition of "family" to include domestic partners, stepfamily members, and cousins.

---

### **9.17: Weather/Premises Policy**

Adopted a Weather/Premises Policy to clearly define the circumstances under which PRPC may close operations and to establish the procedure to be followed in such events.

---

### **10.00: Holidays**

Adopted the following holidays to align with state and county holiday schedules.

- Presidents Day: 3<sup>rd</sup> Monday in February
  - Good Friday: Friday prior to Easter
  - Juneteenth: June 19<sup>th</sup>
  - Veteran's Day: November 11<sup>th</sup>
- 

### **11.05: Drug-Free Workplace Policy**

Revised the Drug-Free Workplace Policy to incorporate provisions for employee testing based on reasonable suspicion.

---

### **11.08: Workplace Violence Policy**

Adopted a Workplace Violence Policy to promote a safe work environment for all employees and establish clear procedures for reporting and addressing concerns.

---

### **12.05: Artificial Intelligence (AI) Policy**

Adopted an Artificial Intelligence (AI) Policy to ensure regulatory compliance and protect PRPC data by establishing clear standards for appropriate AI use and implementing monitoring and oversight procedures.

---

### **13.02: Progressive Discipline Policy**

Revised the Progressive Discipline Policy to remove "conference with executive director" and "pay reduction" from the progressive disciplinary process.

---

### **18.00: Travel Policy**

Revised the Travel Policy to clarify travel booking procedures and establish requirements for staff booking through reception or independently.

---

### **19.02: Tuition Reimbursement Policy**

Revised the Tuition Reimbursement Policy to incorporate detailed criteria for qualifying courses and to clearly outline the procedures for obtaining reimbursement.

---

# ITEM 10

## **M E M O R A N D U M**

DATE: April 30, 2026  
TO: PRPC Board of Directors  
FROM: John Schaumburg, Regional 9-1-1 Director  
THROUGH: Michael J. Peters, Executive Director  
SUBJECT: Agenda Item 10  
Regional 9-1-1 FY2026-Q2 Quarterly Performance Report

### **BACKGROUND**

As stipulated in the agreement between the Panhandle Regional Planning Commission and the Commission on State Emergency Communications (CSEC), the Panhandle 9-1-1 Network must establish and accomplish certain goals and objectives. In order to check progress throughout the year, we are required to submit to CSEC a quarterly performance report that includes 9-1-1 call volumes, monitoring results, network outage reports, system testing, and the status of equipment replacement. The following items make up the key points of the FY26 Q2 performance report covering December, January, and February.

- There were 19,514 9-1-1 calls received from the 21 regional call centers, with 16,454 being wireless (84.32 percent).
- Staff monitored Public Service Answering Points (PSAPs) 14 times with no findings.
- PSAP staff and PRPC staff performed 1,880 Network test calls.
- There were 7 outages during this quarter.
- The region received 2,162 text messages during this period, with the vast majority as test texts.

"Attachments", FY26 Q2 Performance Report, QPR-00856

### **RECOMMENDATION:**

Staff recommends that the PRPC Board of Directors approve the FY26 Q2 Performance Report as submitted, covering the months of December, January, and February



- [Close Window](#)
- [Print This Page](#)
- [Expand All](#) | [Collapse All](#)

## QPR-00870

Quarterly Performance Report Name	QPR-00870	Record Type	Current QPR
Strategic Plan	Panhandle Regional Planning Commission - 2026-2027 - Strategic Plan	Status	Approved
Due Date	3/10/2026	Budget	BDG-000568
Released Date		Biennium	2026-2027
Period	Year 1 - Q2	Biennium Year	2027
Number of PSAPs Target			
Submitted Date			
Approved Date			

### Total Number of 9-1-1 Calls Received by PSAPs

Total # of 9-1-1 calls Target	23,000	Total # of 9-1-1 calls Actual	19,514
Variance Explanation (Calls Received)			

### Total Number of Wireless 9-1-1 Calls received by PSAPs

Number of Wireless Calls Target	18,000	Number of Wireless Calls Actual	16,454
Variance Explanation (Wireless)			

### Number of Equipment Installations

# Equipment Installations Target	0	# Equipment Installations Actual	3
Variance Explanation (Equipment)			

### Number of Reported 9-1-1 Network Outages that equal or exceed two hours

Number of Reported Outages Target	0	Number of Reported Outages Actual	7
Variance Explanation (Network Outage)			

### Percentage of Total dollar value of purchasing and contracts awarded to HUBs

Target Percentage	0.00%	Actual Percentage	0.00%
Variance Explanation (Percentage Total)			

### Number of PSAP Monitoring Visits

Number of PSAPs	11	Number of PSAPs Visits Actual	14
Variance Explanation (PSAP Monitoring)			

### Number of Texts Received

Number of Texts Received Target	1,700	Number of Texts Received Actual	2,162
Variance Explanation (Texts Received)			

### Amount of Time 9-1-1 System is Operational

Target Amount of Minutes - Month 1	44,640	Amount of Minutes Actual - Month 1	44,640
Target Amount of Minutes - Month 2	44,640	Amount of Minutes Actual - Month 2	44,640

Target Amount of Minutes - Month 3	40,320	Amount of Minutes Actual - Month 3	40,320
Total Amount of Minutes Target	129,600.00	Total Amount of Minutes Actual	129,600

### % of GIS Errors

Total Features Month 1	144,926	Total Error Month 1	975
Total Features Month 2	144,926	Total Error Month 2	973
Total Features Month 3	144,926	Total Error Month 3	973
Total Features for the Quarter	434,778	Total Error for the Quarter	2,921
Total GIS% Error for the Quarter	0.67%		

### Infosec

Completed Assessment in last 12 Months: No      Enter Date of Assessment

### Network Testing

# of Network Tests Performed by PSAP	1,838	# of Network Tests Performed by RPC	42
--------------------------------------	-------	-------------------------------------	----

### Narrative

**Additional Narrative**  
 CHE Replacement - All sites have had their CHE replaced except for Lipscomb County Sheriff's Office. ORT is scheduled for March 23, 2026; and CHE migration will be scheduled shortly thereafter. PRPC has been invoiced for all sites except Lipscomb, and funding request will be sent in the next couple weeks.

Created By: Kimber Snoddy, 2/27/2026, 9:44 AM

Last Modified By: Heather Barnes, 3/12/2026, 4:17 PM

### Notes & Attachments

#### January\_Summary\_Report

Type: **File**  
 Last Modified: **John Schaumburg**  
 Description: [Download](#)

#### SLA - ESINet Service Availability

Type: **File**  
 Last Modified: **John Schaumburg**  
 Description: [Download](#)

#### February\_Summary\_Report

Type: **File**  
 Last Modified: **John Schaumburg**  
 Description: [Download](#)

#### December\_Summary\_Report

Type: **File**  
 Last Modified: **John Schaumburg**  
 Description: [Download](#)

#### Call Totals Spreadsheet

Type: **File**  
 Last Modified: **John Schaumburg**  
 Description: [Download](#)

#### Call Totals - Sherman

Type: **File**  
 Last Modified: **John Schaumburg**  
 Description: [Download](#)

#### Call Totals - Perryton

Type: **File**  
 Last Modified: **John Schaumburg**  
 Description: [Download](#)

#### Call Totals - Parmer

Type: **File**  
 Last Modified: **John Schaumburg**  
 Description: [Download](#)

#### Call Totals - Oldham

Type: **File**  
 Last Modified: **John Schaumburg**  
 Description: [Download](#)

#### Call Totals - Pampa

Type: **File**  
 Last Modified: **John Schaumburg**  
 Description: [Download](#)

#### Call Totals - Moore

Type: **File**  
 Last Modified: **John Schaumburg**

#### Call Totals - Hereford

Type: **File**  
 Last Modified: **John Schaumburg**

Description	<a href="#">Download</a>	Description	<a href="#">Download</a>
<b>Call Totals - Lipscomb - Arm-Cas-Tul Pre-Migration</b>		<b>Call Totals - Hemphill</b>	
Type	File	Type	File
Last Modified	John Schaumburg	Last Modified	John Schaumburg
Description	<a href="#">Download</a>	Description	<a href="#">Download</a>
<b>Call Totals - Hansford</b>		<b>Call Totals - Hall</b>	
Type	File	Type	File
Last Modified	John Schaumburg	Last Modified	John Schaumburg
Description	<a href="#">Download</a>	Description	<a href="#">Download</a>
<b>Call Totals - Donley</b>		<b>Call Totals - Dallam</b>	
Type	File	Type	File
Last Modified	John Schaumburg	Last Modified	John Schaumburg
Description	<a href="#">Download</a>	Description	<a href="#">Download</a>
<b>Call Totals - Collingsworth</b>		<b>Call Totals - Childress</b>	
Type	File	Type	File
Last Modified	John Schaumburg	Last Modified	John Schaumburg
Description	<a href="#">Download</a>	Description	<a href="#">Download</a>
<b>Call Totals - Castro</b>		<b>Call Totals - Carson</b>	
Type	File	Type	File
Last Modified	John Schaumburg	Last Modified	John Schaumburg
Description	<a href="#">Download</a>	Description	<a href="#">Download</a>
<b>Call Totals - Borger</b>		<b>Call Totals - Armstrong</b>	
Type	File	Type	File
Last Modified	John Schaumburg	Last Modified	John Schaumburg
Description	<a href="#">Download</a>	Description	<a href="#">Download</a>

**Approval History**  
**3/12/2026, 4:17 PM**

Status	Approved
Assigned To	9-1-1 Director of Programs
Actual Approver	Heather Barnes
Comments	

**3/9/2026, 1:55 PM**

Status	Approved
Assigned To	9-1-1 Program Manager
Actual Approver	Kimber Snoddy
Comments	

**3/9/2026, 10:38 AM**

Status	Submitted
Assigned To	John Schaumburg
Actual Approver	John Schaumburg
Comments	Let me know if you need anything else or have any questions. Thanks, John

**Performance Categories**  
**PC-0031980**

Record Type	Capital Equipment Purchases
Account	Panhandle Regional Planning Commission
PSAP	Castro County Sheriffs Office
Date of Visit	
Was there a finding?	

Type of Finding  
Resolution  
Was this a Repeat Finding?

---

**PC-0031979**

Record Type **Capital Equipment Purchases**  
Account **Panhandle Regional Planning Commission**  
PSAP **Tulia Police Department**  
Date of Visit  
Was there a finding?  
Type of Finding  
Resolution  
Was this a Repeat Finding?

---

**PC-0031975**

Record Type **Capital Equipment Purchases**  
Account **Panhandle Regional Planning Commission**  
PSAP **Armstrong County Sheriffs Office**  
Date of Visit  
Was there a finding?  
Type of Finding  
Resolution  
Was this a Repeat Finding?

---

**PC-0032016**

Record Type **PSAP Monitoring**  
Account **Panhandle Regional Planning Commission**  
PSAP **Carson County Sheriffs Office**  
Date of Visit **2/23/2026**  
Was there a finding? **No**  
Type of Finding  
Resolution  
Was this a Repeat Finding?

---

**PC-0032018**

Record Type **PSAP Monitoring**  
Account **Panhandle Regional Planning Commission**  
PSAP **Castro County Sheriffs Office**  
Date of Visit **2/24/2026**  
Was there a finding? **No**  
Type of Finding  
Resolution  
Was this a Repeat Finding?

---

**PC-0032011**

Record Type **PSAP Monitoring**  
Account **Panhandle Regional Planning Commission**  
PSAP **Oldham County Sheriffs Office**  
Date of Visit **12/23/2025**  
Was there a finding? **No**  
Type of Finding  
Resolution  
Was this a Repeat Finding?

---

**PC-0032034**

Record Type **Outages**  
Account **Panhandle Regional Planning Commission**  
PSAP **Hall County Jail**  
Date of Visit  
Was there a finding?  
Type of Finding  
Resolution **Repaired/Resolved**  
Was this a Repeat Finding?

---

**PC-0032025**

Record Type **Network Diagram Changes**  
Account **Panhandle Regional Planning Commission**

PSAP **PRPC Host**  
Date of Visit  
Was there a finding?  
Type of Finding  
Resolution  
Was this a Repeat Finding?

**PC-0032012**

---

Record Type **PSAP Monitoring**  
Account **Panhandle Regional Planning Commission**  
PSAP **Moore County Sheriffs Office**  
Date of Visit **2/10/2026**  
Was there a finding? **No**  
Type of Finding  
Resolution  
Was this a Repeat Finding?

**PC-0032022**

---

Record Type **Network Diagram Changes**  
Account **Panhandle Regional Planning Commission**  
PSAP **Parmer County Sheriffs Office**  
Date of Visit  
Was there a finding?  
Type of Finding  
Resolution  
Was this a Repeat Finding?

**PC-0032032**

---

Record Type **Outages**  
Account **Panhandle Regional Planning Commission**  
PSAP **Armstrong County Sheriffs Office**  
Date of Visit  
Was there a finding?  
Type of Finding  
Resolution **Repaired/Resolved**  
Was this a Repeat Finding?

**PC-0032026**

---

Record Type **Outages**  
Account **Panhandle Regional Planning Commission**  
PSAP **Wheeler County Sheriffs Office**  
Date of Visit  
Was there a finding?  
Type of Finding  
Resolution **Repaired/Resolved**  
Was this a Repeat Finding?

**PC-0032019**

---

Record Type **PSAP Monitoring**  
Account **Panhandle Regional Planning Commission**  
PSAP **Parmer County Sheriffs Office**  
Date of Visit **2/24/2026**  
Was there a finding? **No**  
Type of Finding  
Resolution  
Was this a Repeat Finding?

**PC-0032013**

---

Record Type **PSAP Monitoring**  
Account **Panhandle Regional Planning Commission**  
PSAP **Dallam County Sheriffs Office**  
Date of Visit **2/11/2026**  
Was there a finding? **No**  
Type of Finding  
Resolution  
Was this a Repeat Finding?

**PC-0032030**

---

Record Type **Outages**  
Account **Panhandle Regional Planning Commission**  
PSAP **Hall County Jail**  
Date of Visit  
Was there a finding?  
Type of Finding  
Resolution **Repaired/Resolved**  
Was this a Repeat Finding?

**PC-0032008**

---

Record Type **PSAP Monitoring**  
Account **Panhandle Regional Planning Commission**  
PSAP **Armstrong County Sheriffs Office**  
Date of Visit **12/10/2025**  
Was there a finding? **No**  
Type of Finding  
Resolution  
Was this a Repeat Finding?

**PC-0032014**

---

Record Type **PSAP Monitoring**  
Account **Panhandle Regional Planning Commission**  
PSAP **Sherman County Sheriffs Office**  
Date of Visit **2/11/2026**  
Was there a finding? **No**  
Type of Finding  
Resolution  
Was this a Repeat Finding?

**PC-0032023**

---

Record Type **Network Diagram Changes**  
Account **Panhandle Regional Planning Commission**  
PSAP **Castro County Sheriffs Office**  
Date of Visit  
Was there a finding?  
Type of Finding  
Resolution  
Was this a Repeat Finding?

**PC-0032009**

---

Record Type **PSAP Monitoring**  
Account **Panhandle Regional Planning Commission**  
PSAP **Tulia Police Department**  
Date of Visit **12/17/2025**  
Was there a finding? **No**  
Type of Finding  
Resolution  
Was this a Repeat Finding?

**PC-0032010**

---

Record Type **PSAP Monitoring**  
Account **Panhandle Regional Planning Commission**  
PSAP **Armstrong County Sheriffs Office**  
Date of Visit **12/18/2025**  
Was there a finding? **No**  
Type of Finding  
Resolution  
Was this a Repeat Finding?

**PC-0032015**

---

Record Type **PSAP Monitoring**  
Account **Panhandle Regional Planning Commission**  
PSAP **Borger Police Department**  
Date of Visit **2/27/2026**  
Was there a finding? **No**  
Type of Finding

Resolution  
Was this a Repeat Finding?

---

**PC-0032017**

Record Type **PSAP Monitoring**  
Account **Panhandle Regional Planning Commission**  
PSAP **Pampa Police Department**  
Date of Visit **2/26/2026**  
Was there a finding? **No**  
Type of Finding  
Resolution  
Was this a Repeat Finding?

---

**PC-0032020**

Record Type **PSAP Monitoring**  
Account **Panhandle Regional Planning Commission**  
PSAP **Perryton Police Department**  
Date of Visit **2/27/2026**  
Was there a finding? **No**  
Type of Finding  
Resolution  
Was this a Repeat Finding?

---

**PC-0032021**

Record Type **PSAP Monitoring**  
Account **Panhandle Regional Planning Commission**  
PSAP **Wheeler County Sheriffs Office**  
Date of Visit **2/26/2026**  
Was there a finding? **No**  
Type of Finding  
Resolution  
Was this a Repeat Finding?

---

**PC-0032024**

Record Type **Network Diagram Changes**  
Account **Panhandle Regional Planning Commission**  
PSAP **Pampa Police Department**  
Date of Visit  
Was there a finding?  
Type of Finding  
Resolution  
Was this a Repeat Finding?

---

**PC-0032027**

Record Type **Outages**  
Account **Panhandle Regional Planning Commission**  
PSAP **Borger Police Department**  
Date of Visit  
Was there a finding?  
Type of Finding  
Resolution **Repaired/Resolved**  
Was this a Repeat Finding?

---

**PC-0032028**

Record Type **Outages**  
Account **Panhandle Regional Planning Commission**  
PSAP **Hemphill County Sheriffs Office**  
Date of Visit  
Was there a finding?  
Type of Finding  
Resolution **Repaired/Resolved**  
Was this a Repeat Finding?

---

**PC-0032031**

Record Type **Outages**  
Account **Panhandle Regional Planning Commission**  
PSAP **Sherman County Sheriffs Office**

Date of Visit  
Was there a finding?  
Type of Finding  
Resolution **Repaired/Resolved**  
Was this a Repeat Finding?

**PC-0032033**

---

Record Type **Outages**  
Account **Panhandle Regional Planning Commission**  
PSAP **Childress County Sheriff's Office**  
Date of Visit  
Was there a finding?  
Type of Finding  
Resolution **Repaired/Resolved**  
Was this a Repeat Finding?

---

# ITEM 11

## MEMORANDUM

**DATE:** April 30, 2026

**TO:** PRPC Board of Directors

**FROM:** John Schaumburg, Regional 9-1-1 Director

**THROUGH:** Michael J. Peters, Executive Director

**SUBJECT:** Agenda Item 11  
Regional 9-1-1 ESInet Renewal Extension

### BACKGROUND

The Panhandle Regional 9-1-1 Network transitioned to an Emergency Services Internet Protocol Network (ESInet) in 2021. The ESInet is a managed IP-based network designed to route emergency traffic digitally and serves as the primary backbone of a Next Generation 9-1-1 Network. In essence, a 9-1-1 call leaves the caller's handset, the call is presented to the ESInet, the ESInet determines the caller's location, and then the ESInet routes the call to the appropriate region and public safety answering point.

The Commission on State Emergency Communications (CSEC) has provided AT&T with population numbers to determine the pricing throughout the region. The Texas Department of Information Resources (DIR) state contract #DIR-TELE-CTSA-002 outlines pricing guidelines through a cooperative purchasing agreement, resulting in a \$24,638.21 monthly recurring cost (\$1,478,292.60/sixty-month total). This is a slight reduction in the previous MRC due to population and rate changes.

This contract was initially approved for two years at the last meeting, but DIR requires a five-year commitment for the ESInet contract.

### RECOMMENDATION:

Staff recommends that the PRPC Board of Directors authorize the Executive Director to enter into a DIR contract with AT&T for 5 years, not to exceed \$24,638.21 MRC, totaling \$1,478,292.60 over the five-year life of the contract.



**AT&T ESInet™**  
**State of Texas DIR Contract # DIR-TELE-CTSA-002**

**A Quotation for** **Quotation Information**

**911 Agency:** Panhandle Regional Planning Commission

**Quote Date:** 12/4/2025

**Contact:** Michael J. Peters

**Quote Expiration Date:** 2/2/2026

**Email:** mpeters@theprpc.org

**911 Application Sales Executive:** Jarrod Thompson

**Phone #:** 806-372-3381

**911 Technical Sales Consultant:** Billy Blankenship

Line #	Description	Population	Billed Qty.	AT&T Unit Sell Price MRC	AT&T Unit Sell Price NRC	End User Unit Price MRC (includes CRF)	End User Extended Price MRC	End User Unit Price NRC (includes CRF)	End User Extended Price NRC
<b>AT&amp;T ESInet™ Host Charges</b>									
1	Ingress - Selective Router, per Port	-	84	\$ 12.16	\$ -	\$ 13.62	\$ 1,144.08	\$ -	\$ -
2	Managed 20M Connection (Primary) - Host 1A	-	1	\$ 1,052.98	\$ -	\$ 1,179.34	\$ 1,179.34	\$ -	\$ -
3	Managed 20M Connection (Secondary) - Host 1B	-	1	\$ 453.25	\$ -	\$ 507.64	\$ 507.64	\$ -	\$ -
4	20M Switched Ethernet* (Primary) - Host 1A	-	1	\$ 329.00	\$ -	\$ 368.48	\$ 368.48	\$ -	\$ -
5	20M Switched Ethernet* (Secondary) - Host 1B	-	1	\$ 329.00	\$ -	\$ 368.48	\$ 368.48	\$ -	\$ -
<b>AT&amp;T ESInet™ PSAP Population Charges</b>									
6	Call Routing per Population (person) Armstrong Co SO TX - PSAP-ID-864	1,801	2,000	\$ 0.10	\$ -	\$ 0.11	\$ 220.00	\$ -	\$ -
7	Call Routing per Population (person) Borger PD TX - PSAP-ID-877	19,917	20,000	\$ 0.10	\$ -	\$ 0.11	\$ 2,200.00	\$ -	\$ -
8	Call Routing per Population (person) Carson Co SO TX - PSAP-ID-865	6,106	6,000	\$ 0.10	\$ -	\$ 0.11	\$ 660.00	\$ -	\$ -
9	Call Routing per Population (person) Castro Co SO TX - PSAP-ID-878	7,179	7,000	\$ 0.10	\$ -	\$ 0.11	\$ 770.00	\$ -	\$ -
10	Call Routing per Population (person) Childress Co SO TX - PSAP-ID-888	6,820	7,000	\$ 0.10	\$ -	\$ 0.11	\$ 770.00	\$ -	\$ -
11	Call Routing per Population (person) Collingsworth Co SO TX - PSAP-ID-868	2,585	3,000	\$ 0.10	\$ -	\$ 0.11	\$ 330.00	\$ -	\$ -
12	Call Routing per Population (person) Dallam Co SO TX - PSAP-ID-870	12,557	13,000	\$ 0.10	\$ -	\$ 0.11	\$ 1,430.00	\$ -	\$ -
13	Call Routing per Population (person) Donley Co SO TX - PSAP-ID-872	3,227	3,000	\$ 0.10	\$ -	\$ 0.11	\$ 330.00	\$ -	\$ -
14	Call Routing per Population (person) Hall Co Jail TX - PSAP-ID-887	2,904	3,000	\$ 0.10	\$ -	\$ 0.11	\$ 330.00	\$ -	\$ -
15	Call Routing per Population (person) Hansford Co SO TX - PSAP-ID-880	5,067	5,000	\$ 0.10	\$ -	\$ 0.11	\$ 550.00	\$ -	\$ -
16	Call Routing per Population (person) Hemphill Co SO TX - PSAP-ID-867	3,347	3,000	\$ 0.10	\$ -	\$ 0.11	\$ 330.00	\$ -	\$ -
17	Call Routing per Population (person) Hereford PD TX - PSAP-ID-876	18,580	19,000	\$ 0.10	\$ -	\$ 0.11	\$ 2,090.00	\$ -	\$ -



**AT&T ESInet™**  
**State of Texas DIR Contract # DIR-TELE-CTSA-002**

**A Quotation for** **Quotation Information**

**911 Agency:** Panhandle Regional Planning Commission

**Quote Date:** 12/4/2025

**Contact:** Michael J. Peters

**Quote Expiration Date:** 2/2/2026

**Email:** mpeters@theprpc.org

**911 Application Sales Executive:** Jarrod Thompson

**Phone #:** 806-372-3381

**911 Technical Sales Consultant:** Billy Blankenship

Line #	Description	Population	Billed Qty.	AT&T Unit Sell Price MRC	AT&T Unit Sell Price NRC	End User Unit Price MRC (includes CRF)	End User Extended Price MRC	End User Unit Price NRC (includes CRF)	End User Extended Price NRC
18	Call Routing per Population (person) Lipscomb Co SO TX - PSAP-ID-873	2,963	3,000	\$ 0.10	\$ -	\$ 0.11	\$ 330.00	\$ -	\$ -
19	Call Routing per Population (person) Moore Co SO TX - PSAP-ID-885	21,178	21,000	\$ 0.10	\$ -	\$ 0.11	\$ 2,310.00	\$ -	\$ -
20	Call Routing per Population (person) Oldham Co SO TX - PSAP-ID-883	1,792	2,000	\$ 0.10	\$ -	\$ 0.11	\$ 220.00	\$ -	\$ -
21	Call Routing per Population (person) Pampa PD TX - PSAP-ID-874	20,653	21,000	\$ 0.10	\$ -	\$ 0.11	\$ 2,310.00	\$ -	\$ -
22	Call Routing per Population (person) Parmer Co SO TX - PSAP-ID-882	9,466	9,000	\$ 0.10	\$ -	\$ 0.11	\$ 990.00	\$ -	\$ -
23	Call Routing per Population (person) Perryton PD TX - PSAP-ID-884	9,642	10,000	\$ 0.10	\$ -	\$ 0.11	\$ 1,100.00	\$ -	\$ -
24	Call Routing per Population (person) Roberts Co SO TX - PSAP-ID-866	795	1,000	\$ 0.10	\$ -	\$ 0.11	\$ 110.00	\$ -	\$ -
25	Call Routing per Population (person) Sherman Co SO TX - PSAP-ID-869	2,668	3,000	\$ 0.10	\$ -	\$ 0.11	\$ 330.00	\$ -	\$ -
26	Call Routing per Population (person) Tulia PD TX - PSAP-ID-879	8,250	8,000	\$ 0.10	\$ -	\$ 0.11	\$ 880.00	\$ -	\$ -
27	Call Routing per Population (person) Wheeler Co SO TX - PSAP-ID-881	4,841	5,000	\$ 0.10	\$ -	\$ 0.11	\$ 550.00	\$ -	\$ -

**Optional GIS Services**

28	NG9-1-1 Transitional Data Management - Population - per person	172,338	172,338	\$ 0.01	\$ -	\$ 0.0112	\$ 1,930.19	\$ -	\$ -
----	--	---------	---------	---------	------	-----------	-------------	------	------

<b>TOTAL MRC</b>	<b>\$ 24,638.21</b>	<b>TOTAL NRC</b>	<b>\$ -</b>
------------------	---------------------	------------------	-------------

**Note:**

**Pricing does not include any Municipal/Regulatory charges**

**Monthly Recurring Charges (MRC) contain DIR's 12% Cost Recovery Fee**

**Minimum Payment Period (MPP) of 50% of remaining MRC if service is not retained for 24 months.**

**Monthly Population Charge is rounded to the nearest 1,000 in population**

**Population is based on Commission on State Emergency Communications - Wireless Emergency Service Fee Distribution Worksheet - Approved March 26, 2025**



AT&T ESInet™  
State of Texas DIR Contract # DIR-TELE-CTSA-002

A Quotation for

Quotation Information

**911 Agency:** Panhandle Regional Planning Commission

**Contact:** Michael J. Peters

**Email:** mpeters@theprpc.org

**Phone # :** 806-372-3381

**Quote Date :** 12/4/2025

**Quote Expiration Date:** 2/2/2026

**911 Application Sales Executive:** Jarrod Thompson

**911 Technical Sales Consultant:** Billy Blankenship

Line #	Description	Population	Billed Qty.	AT&T Unit Sell Price MRC	AT&T Unit Sell Price NRC	End User Unit Price MRC (includes CRF)	End User Extended Price MRC	End User Unit Price NRC (includes CRF)	End User Extended Price NRC
--------	-------------	------------	-------------	--------------------------	--------------------------	--	-----------------------------	--	-----------------------------

# ITEM 12

## MEMORANDUM

**DATE:** April 30, 2026  
**TO:** PRPC Board of Directors  
**FROM:** John Schaumburg, Regional 9-1-1 Director  
**THROUGH:** Michael J. Peters, Executive Director  
**SUBJECT:** Agenda Item 12  
Regional 9-1-1 Stage One Budget Request

### BACKGROUND

The Panhandle Regional 9-1-1 Network is starting the strategic planning process for fiscal years 2028 and 2029. The Commission on State Emergency Communications (CSEC) requires PRPC to submit a Stage One Budget, which estimates the cost of the upcoming biennium and the exception requests required to accommodate the budget.

The Panhandle Regional 9-1-1 Network is funded by the \$0.50 dedicated tax on every phone line within the region, known as the base service fee. Due to the rural nature of Texas and the increased cost to accommodate the large geographic area, the state charges a \$0.06 surcharge on all phones throughout the state. A portion of that surcharge assists in funding in rural areas to keep 9-1-1 functional. Each Council of Government must submit exception requests to access the surcharge funding.

**FY28: \$2,157,719 Total**

\$1,024,890 Base Service Fee

\$1,132,829 Exceptions Request

**FY29: \$2,607,139 Total**

\$960,857 Base Service Fee

\$1,646,282 Exception Request

There are no equipment projects taking place in FY28, but there will be front-room call handling equipment, recorders, and GIS equipment to be purchased in FY29.

### RECOMMENDATION:

Staff recommends that the Board of Directors authorize the Executive Director to submit the Stage One Budget request for FY28 and FY29.

**PRPC**

**FY 2028 Stage One - Budget Form**

FY 2028 Base Service Fee: = \$1,024,890		Total Base	FY 2028	TOTAL
FY 2028 Base Surcharge Fee: = \$0		\$1,024,890	Exception	
<b>ADMINISTRATION BUDGET</b>				
Admin Budget	\$90,460		\$0	\$90,460
<b>Total Administration</b>	<b>\$90,460</b>		<b>\$0</b>	<b>\$90,460</b>
<b>PROGRAM</b>				
1. Operations	\$760,065		\$0	\$760,065
2. Legacy Network	\$34,905		\$0	\$34,905
3. RPC PSAP Network	\$139,460		\$94,200	\$233,660
4. NextGen Core Services (NGCS)			\$295,659	\$295,659
5. Text-to-911			\$36,750	\$36,750
6. Geographic Information System (GIS)			\$59,708	\$59,708
7. Management Information System (MIS)			\$115,000	\$115,000
8. Equipment Maintenance			\$194,550	\$194,550
9. Network Reliability			\$219,267	\$219,267
10. Information Security			\$0	\$0
11. Ancillary Equipment Maintenance			\$36,592	\$36,592
12. PSAP Services			\$3,003	\$3,003
13. PSAP Supplies			\$20,300	\$20,300
14. PSAP Training			\$32,800	\$32,800
15. PSAP Room Prep			\$10,000	\$10,000
16. Public Education			\$15,000	\$15,000
	\$0			\$0
<b>Total Program</b>	<b>\$934,430</b>		<b>\$1,132,829</b>	<b>\$2,067,259</b>
<b>EQUIPMENT BUDGET</b>				
CPE	\$0		\$0	\$0
Power	\$0		\$0	\$0
Recorders	\$0		\$0	\$0
Routers & Switches	\$0		\$0	\$0
ESInet	\$0		\$0	\$0
GIS	\$0		\$0	\$0
<b>TOTAL EQUIPMENT</b>	<b>\$0</b>		<b>\$0</b>	<b>\$0</b>
<b>TOTAL BASE BUDGET</b>		<b>\$1,024,890</b>	<b>\$1,132,829</b>	<b>\$2,157,719</b>

**PRPC**

**FY 2029 Stage One - Budget Form**

FY 2029 Base Service Fee: = \$960,857		Total Base	FY 2029	TOTAL
FY 2029 Base Surcharge Fee: = \$0		\$960,857	Exception	
<b>ADMINISTRATION BUDGET</b>				
Admin Budget	\$94,350		\$0	\$94,350
<b>Total Administration</b>	<b>\$94,350</b>		<b>\$0</b>	<b>\$94,350</b>
<b>PROGRAM</b>				
1. Operations	\$796,904		\$0	\$796,904
2. Legacy Network	\$19,745		\$0	\$19,745
3. RPC PSAP Network	\$49,858		\$181,802	\$231,660
4. NextGen Core Services (NGCS)	\$0		\$295,659	\$295,659
5. Text-to-911	\$0		\$36,750	\$36,750
6. Geographic Information System (GIS)	\$0		\$57,188	\$57,188
7. Management Information System (MIS)	\$0		\$115,000	\$115,000
8. Equipment Maintenance	\$0		\$194,550	\$194,550
9. Network Reliability	\$0		\$281,373	\$281,373
10. Information Security	\$0		\$55,000	\$55,000
11. Ancillary Equipment Maintenance	\$0		\$37,507	\$37,507
12. PSAP Services	\$0		\$3,003	\$3,003
13. PSAP Supplies	\$0		\$48,150	\$48,150
14. PSAP Training	\$0		\$32,800	\$32,800
15. PSAP Room Prep	\$0		\$0	\$0
16. Public Education	\$0		\$15,000	\$15,000
	\$0			\$0
<b>Total Program</b>	<b>\$866,507</b>		<b>\$1,353,782</b>	<b>\$2,220,289</b>
<b>EQUIPMENT BUDGET</b>				
CPE	\$0		\$212,500	\$212,500
Power	\$0		\$0	\$0
Recorders	\$0		\$70,000	\$70,000
Routers & Switches	\$0		\$0	\$0
ESInet	\$0		\$0	\$0
GIS	\$0		\$10,000	\$10,000
<b>TOTAL EQUIPMENT</b>	<b>\$0</b>		<b>\$292,500</b>	<b>\$292,500</b>
<b>TOTAL BASE BUDGET</b>		<b>\$960,857</b>	<b>\$1,646,282</b>	<b>\$2,607,139</b>

# ITEM 13

## MEMORANDUM

**DATE:** April 30, 2026

**TO:** PRPC Board of Directors

**FROM:** Lori Gunn, Regional Services Director

**THROUGH** Michael J. Peters, Executive Director

**SUBJECT:** Agenda Item 13  
Regional Services – Regional Recyclable Material Marketing Panhandle  
Environmental Partnership (PEP) Contract Renewals

### BACKGROUND

The PRPC's Panhandle Environmental Partnership (PEP) works with member cities to facilitate transportation and marketing of recyclable materials. By doing so, member cities can spend as little staff time and energy as possible on recycling and devote more time to other necessary duties. By combining the member cities into the PEP, we can conduct marketing negotiations as a larger, combined entity with greater bargaining power.

At the inception of recycling programs in the region, it was difficult to sustain local programs because transportation to the rural communities of the Panhandle was hard to facilitate, and dealing directly with recycling mills took a lot of staff time. Many recycling companies came and went during these early years. The PRPC staff worked diligently to find a company to accept materials being collected and baled by local governments. In 1998, CTRA entered into an agreement with the PEP to handle transportation and marketing for recycled materials from local programs in the Panhandle.

For many years, the PEP has contracted with CTRA (Cooperative Teamwork & Recycling Assistance) to negotiate fees with transport companies as well as market prices for recycling materials. In 2020, CTRA became Keep Texas Recycling or KTR, operating under Keep Texas Beautiful. Since the inception of CTRA/KTR, our member agencies have been able to keep costs limited to 10% of the total material payment amount for each load. KTR is raising the price from 10% to 12%. We are locked in for three years at this amount. It is time to renew the agreement with the KTR to continue services to the PRPC and its PEP member cities.

The PEP currently has 17 member cities with full-functioning recycling centers. OCC (Old Corrugated Cardboard) is the most recycled commodity in the region, followed by newspaper, SOW (Sorted Office Waste), plastics, and other papers.

### RECOMMENDATION

Staff recommends that the Board of Directors consider the approval of the renewal of the KTR Agreement and authorize the Executive Director to execute Interlocal Agreements with the PEP members.

**Panhandle Environmental Partnership (PEP)**  
Renewal of a Letter of Agreement  
Keep Texas Recycling (KTR),  
the Panhandle Regional Planning Commission (PRPC) and  
the City of

The City of \_\_\_\_\_ hereby notifies PRPC of its intent to continue its participation in the regional marketing contract held by the PRPC with Keep Texas Beautiful (KTB) and the Keep Texas Recycling (KTR) program. The City of \_\_\_\_\_ will exercise this contract for the collection, transportation, and marketing of the Recyclable Materials designated the initial below. Furthermore, the City of \_\_\_\_\_ agrees to continue to abide by the terms set forth by KTB regarding the collection, transportation, and marketing of the Recyclable Materials designated below. The City's commitment to continue participation in the regional marketing contract will remain in effect until September 30, 2027, unless the City notifies the PRPC in writing of its intent to withdraw from the contract before that date.

**#1 Keep Texas Recycling**

- Aluminum Cans (prior authorization/consult required) ➤ \_\_\_\_\_ initial
  - Paper: OCC (cardboard) (Old Corrugated Containers) ➤ \_\_\_\_\_ initial
  - Paper: Mixed Paper ➤ \_\_\_\_\_ initial
  - Paper: News #9 (Clean Newspaper) ➤ \_\_\_\_\_ initial
  - Paper: SOP (Sorted Office Paper) ➤ \_\_\_\_\_ initial
  - Plastics: #1 Plastics (clear water & soda bottles) ➤ \_\_\_\_\_ initial
  - Plastics: #2 Natural Plastics (milk jugs) ➤ \_\_\_\_\_ initial
  - Plastics: #2 Colored Plastics (detergent and juice jugs) ➤ \_\_\_\_\_ initial
-

**#2 Please indicate any additional items the City of \_\_\_\_\_ is already recycling currently and indicates where or by whom it is being recycled/processed:**

- Steel Cans \_\_\_\_\_
  - Scrap Metal \_\_\_\_\_
  - Used Motor Oil \_\_\_\_\_
  - e-Waste \_\_\_\_\_
  - Apparel or Clothing \_\_\_\_\_
  - Yard Waste \_\_\_\_\_
  - \_\_\_\_\_ (other) \_\_\_\_\_
- 

**#3 Please indicate any additional items the City of \_\_\_\_\_ is interested in recycling in the future:**

- Steel Cans
  - Scrap Metal
  - Used Motor Oil
  - e-Waste
  - Apparel or Clothing
  - Yard Waste
  - \_\_\_\_\_ (other)
- 

**#4 Check and initial the following statement only if the City of \_\_\_\_\_ has decided to opt out of its KTR membership and/or PEP membership**

The City of \_\_\_\_\_ does not want to renew its  
Participation in any of the listed programs at this time.      ► \_\_\_\_\_ initial

SIGNED this \_\_\_\_\_ day of \_\_\_\_\_, 2026.

City of \_\_\_\_\_

Panhandle Regional Planning Commission

\_\_\_\_\_  
, City Manager

\_\_\_\_\_  
Michael J. Peters, Executive Director

# ITEM 14

## MEMORANDUM

**DATE:** April 30, 2026

**TO:** PRPC Board of Directors

**FROM:** Katrena Volden, Regional Services Program Specialist

**THROUGH:** Michael J. Peters, Executive Director

**SUBJECT:** Agenda Item 14  
Regional Services FY2027 Regional Criminal Justice Grant  
Prioritization Approval

### BACKGROUND:

Each year, the Office of the Governor's Public Safety Office (PSO) contracts with the PRPC to facilitate the distribution of the following Criminal Justice Assistance grant funds:

- **JAG (Edward Byrne Memorial Justice Assistance Grant Program)**
  - US Congressionally Appropriated through the US Department of Justice; and
- **JJYD – (Juvenile Justice & Youth Diversion)**
  - Texas State 421 Funds; and
- **VOCA – (Victims of Crime Act of 1984 & 2005)**
  - US Congressionally Appropriated; and
- **VAWA – (Violence Against Women Act of 2005)**
  - US Congressionally Appropriated

In October 2025, the CJAC met to review, discuss, and amend its bylaws to begin the FY 2027 grant-making process.

In December of 2025, the Public Safety Office (PSO) of the Governor's Office solicited applications for criminal justice projects during the state fiscal year 2027 grant cycle. On December 17<sup>th</sup>, PRPC staff distributed a Notice of Fund Availability to 497 eligible entities in the Panhandle Region. Workshops were on January 6<sup>th</sup> and 8<sup>th</sup>, 2026, to assist applicants with their application composition and submission. A make-up workshop was also held on January 30<sup>th</sup>, 2026. There were 40 attendees combined between the workshops. PSO set the application deadline on February 13<sup>th</sup>, 2026.

PSO received seven grant applications under the JAG and one grant application under the JJ category from the Panhandle Region. There were no applications received under the YD category. JJYD has one application, but it is broken into two categories by the PSO. The CJAC met on March 26<sup>th</sup>, 2026, to hear oral presentations and prioritize applications under the JJYD and JAG categories.

PSO received eight grant applications under the VOCA and one grant application under the VAWA category. The CJAC met on April 7<sup>th</sup>, 2026, to hear oral presentations and prioritize applications for the Victim Services categories.

Since the Regional Budget Estimate (RBE) was not released until April 8<sup>th</sup>, 2026, the CJAC was unable to complete the scoring process or develop funding recommendations during its initial meetings and will reconvene on April 27<sup>th</sup>, 2026, at 1:30 PM to finalize this work.

Attached, you will find the requested amounts for each funding opportunity, along with the corresponding project rankings and placeholders for the recommended and alternative funding levels that will be completed once the committee meets. The alternative funding scenario will be based on the RBE provided by the Office of the Governor's Public Safety Office. Historically, the RBE has given the CJAC a reliable indication of the region's final allocation and has been extremely close to the actual amounts awarded. Having access to the RBE allows both the CJAC and the Board of Directors to ensure that funding decisions support projects that most effectively address service gaps across the region.

JAG will require more nuanced adjustments due to the difficulty of proportionally trimming certain project types. CJAC will also determine the quality of all grant projects and make recommendations.

The CJAC final funding recommendations will be provided to you at the board meeting.

Final appropriations and grant funding determinations will be made by PSO and should be announced before September 1<sup>st</sup>, 2026.

**RECOMMENDATION:**

Staff recommends that the Board of Directors approve the CJAC's recommended FY27 Grant Prioritization List for the Juvenile Justice & Youth Diversion, Edward Byrne Justice Assistance Grant, Violence Against Women Act, and Victims of Crime Act applications and authorize their submission to PSO.

<b>FY 2027 JJ Grant Applications</b>				
	<b>Regional Budget Expectation (RBE)</b>		<b>\$ 48,315.47</b>	
<b>Rank</b>	<b>Applicant</b>	<b>Project Title</b>	<b>Funds Requested</b>	<b>CJAC Funding Recommendation</b>
#1	Maverick Boys and Girls Club of Amarillo	Youth Justice Diversion Program	<u>\$150,020.00</u>	
Total FY 2027 Funding Requested			<u>\$150,020.00</u>	
Total FY Funding Recommended			TBA	
Difference			TBD	

<b>FY 2027 JAG Grant Applications</b>				
	<b>Regional Budget Expectation (RBE)</b>		<b>\$ 389,407.52</b>	
<b>Rank</b>	<b>Applicant</b>	<b>Project Title</b>	<b>Funds Requested</b>	<b>CJAC Funding Recommendation</b>
#1	Moore County DA's Office	Crimes Against the Family Unit	\$73,046.32	
#2	Donley County Sheriff's Office	Highway Safety Program	\$88,589.00	
#3	City of Hereford	Crime Scene Investigation	\$107,015.00	
#4	City of Canyon	Police Hiring Project	\$87,069.45	
#5	Randall County Sheriff's Office	Breaching Tools & Bullet-Resistant Shield	\$48,074.20	
#6	PRPC	Specialized Criminal Justice Gap Training	\$46,278.00	
#7	City of Cactus	Investigator	<u>\$112,488.95</u>	
Total FY Funding Requested			<u>\$562,560.92</u>	
Total FY Funding Recommended			TBA	
Difference			TBD	

<b>FY 2027 VAWA Grant Applications</b>				
	<b>Regional Budget Expectation (RBE)</b>		<b>\$ 158,266.70</b>	
<b>Rank</b>	<b>Applicant</b>	<b>Project Title</b>	<b>Funds Requested</b>	<b>CJAC Funding Recommendation</b>
#1	Randall County DA's Office	Felony Domestic Violence Prosecutor	<u>\$103,642.00</u>	
	Total FY 2027 Funding Requested		<u>\$103,642.00</u>	
	Total FY Funding Recommended		TBA	
	Difference		TBA	

<b>FY 2027 VOCA Grant Applications</b>				
	<b>Regional Budget Expectation (RBE)</b>		<b>\$ 1,701,308.82</b>	
<b>Rank</b>	<b>Applicant</b>	<b>Project Title</b>	<b>Funds Requested</b>	<b>CJAC Funding Recommendation</b>
#1	Hutchinson County Crisis Center	Victim Assistance Program	\$210,000.00	
#2	Randall County DA's Office	Victim Assistance Grant	\$67,596.80	
#3	Potter County DA's Office	Victim Assistance Program	\$209,047.40	
#4	Deaf Smith County Crisis Center	Advocacy	\$195,625.00	
#5	Tralee Crisis Center	Victim Assistance Project	\$244,880.00	
#6	Freedom Center	Victims Assistance	\$262,229.77	
#7	Family Support Services	Victim Assistance Program	\$349,919.72	
#8	Panhandle Crisis Center	Intervention & Support for Victims of Violence	\$259,441.00	
Total FY 2027 Funding Requested			<u>\$1,798,739.69</u>	
Total FY Funding Recommended			TBA	
Difference			TBA	

# ITEM 15

## MEMORANDUM

**DATE:** April 30, 2026

**TO:** PRPC Board of Directors

**FROM:** Alex D. Guerrero, Local Government Services Director

**THROUGH:** Michael J. Peters, Executive Director

**SUBJECT:** Agenda Item 15  
Local Government Services Natural Gas Distribution  
Infrastructure Safety and Modernization Grant Program –  
Interlocal Agreements for Application Development

### BACKGROUND

The Pipeline and Hazardous Materials Safety Administration (PHMSA), under the U.S. Department of Transportation, administers the Natural Gas Distribution Infrastructure Safety and Modernization (NGDISM) Grant Program. This program was established through the Infrastructure Investment and Jobs Act and provides approximately \$200 million annually, totaling \$1 billion over five years, to support the modernization of aging natural gas infrastructure.

The NGDISM program is designed to assist municipalities and community-owned utilities in repairing, rehabilitating, or replacing high-risk and leak-prone natural gas distribution systems, as well as acquiring equipment to improve safety, reduce incidents and fatalities, and prevent economic losses. Eligible applicants include city and county governments, municipal utilities, and community-owned utilities that own and operate natural gas distribution systems. Notably, there is no local match requirement associated with this funding opportunity.

PRPC staff have been formally asked by the cities of McLean, Stinnett, and Sunray, as they operate municipal natural gas systems and are eligible to apply for this funding opportunity. In alignment with PRPC's long-standing practice of supporting regional communities, staff proposes entering into no-cost interlocal agreements with these communities for the purpose of grant application development.

These interlocal agreements are structured to meet federal procurement requirements and to allow PRPC to provide technical assistance in preparing competitive applications at no cost to the participating communities.

Should any of the applications be selected for funding, PRPC would return to the Board with a proposed amendment to each interlocal agreement to provide grant administration and project management services. These services would be funded through the grant and may include:

- Project Management
- Financial Management
- Environmental Review (as applicable)
- Procurement and Contract Administration
- Construction Oversight and Reporting
- Compliance with Federal Requirements
- Audit and Closeout Procedures

### **RECOMMENDATION**

Staff recommends that the Board of Directors authorize the Executive Director to execute no-cost Interlocal Cooperation Agreements with the above-mentioned communities for NGDISM grant application development services.

INTERLOCAL COOPERATION CONTRACT  
FOR APPLICATION DEVELOPMENT AND MANAGEMENT SERVICES  
NATURAL GAS DISTRIBUTION INFRASTRUCTURE SAFETY AND MODERNIZATION GRANT  
PROGRAM

\*\*\*\*\*

THE STATE OF TEXAS

§  
§  
§

AGREEMENT FOR SERVICES

COUNTY OF POTTER

WHEREAS, this Contract is made and entered into this the \_\_\_ day of \_\_\_\_\_, 2026 by and between the City, acting by its duly (authorized official), after obtaining a resolution of its governing body authorizing this contract and the PANHANDLE REGIONAL PLANNING COMMISSION (PRPC), a political subdivision of the State of Texas organized under Chapter 391 of the Texas Local Government Code, acting by its duly authorized executive director.

WHEREAS, both parties to this Contract are local governments as defined in Chapter 791 of the Texas Government Code, and this Contract is entered into pursuant to the provisions of said Code which is commonly referred to as The Interlocal Cooperation Act. Pursuant to code 2 CFR 200.318(e), in an effort to foster a greater economy and promote cost efficiency, the non-Federal entity is encouraged to enter into state and local intergovernmental agreements or inter-entity agreements where appropriate for procurement or use of common or shared goods and services.

WHEREAS, PRPC is agreeable to provide grant application preparation and grant administration expertise (if funded) needed by the City for the 2026 Natural Gas Distribution Infrastructure Safety and Modernization (NGDISM) Grant Program under the terms and conditions found in this contract.

*WHEREAS, this Interlocal Agreement is comprised of Part A (Application Development) services to be rendered at no cost to City and Part B (Project Management) services to be rendered at a cost to be agreed to in an amendment to this contract in the event that the City receives funding under the 2026 Natural Gas Distribution Infrastructure Safety and Modernization (NGDISM) Grant Program.*

NOW, THEREFORE, PRPC agrees to provide application development services at no cost to the City. The following describes application development and management services to the City, to-wit:

A. Application Development

1. Pre-Development (unrelated to project-specific development & which may have occurred prior to interlocal agreement under existing PRPC/City relationships)
  - a. Hold and Conduct public hearing required for application submittal.
  - b. Assist in the preparation and presentation of the required resolution for application submittal to the U.S. Department of Transportation, Pipeline and Hazardous Materials Safety Administration.
  - c. Assist in pre-application engineering selection, including proper procurement methods as dictated by the Natural Gas Distribution Infrastructure Safety and Modernization (NGDISM) Grant Program implementation manual as appropriate to the City.
2. Provide general advice and technical assistance to the City on application development and regulatory matters.
3. Furnish the City with the necessary forms and procedures required for documentation of low/moderate income level qualifications.
4. Assist the City in application preparation and development, meeting all grant application requirements.
5. Coordinate with the project engineer to develop and include required service area maps, cost estimates and other documentation as required by the grant application process.
6. Prepare and publish the final notice of application submittal.

7. Final determination on the submission of an application under the 2026 Natural Gas Distribution Infrastructure Safety and Modernization (NGDISM) Grant Program will be at the City's discretion as noted in their resolution authorizing a local official to submit said application.

## **B. Project Management**

1. Development of details related to project management activities and fees will be specified via an amendment to this contract at such time as the 2026 Natural Gas Distribution Infrastructure Safety and Modernization Grant Program application is selected for funding (if selected).
2. The Project Management amendment will include administrative fees as developed in City's 2026 NGDISM Grant Program Application and all U.S. Department of Transportation PHMSA required language for administrative contracts at the time of NGDISM Grant funding award.
  - a. Attachment A to this Interlocal Contract is a contingency draft amendment to be considered to detail administrative deliverables and U.S. Department of Transportation PHMSA language for projects funded under the 2026 Natural Gas Distribution Infrastructure Safety and Modernization (NGDISM) Grant Program.
3. It is expressly understood that the execution of this interlocal contract does not imply or guarantee the City will receive funding under the 2026 Natural Gas Distribution Infrastructure Safety and Modernization (NGDISM) Grant Program.
4. The execution of this interlocal agreement establishes a contractual relationship between PRPC and City prior to the development of an application to the 2026 Natural Gas Distribution Infrastructure Safety and Modernization (NGDISM) Grant Program pursuant any interpretation of 2 CFR 200.317-200.326.

In consideration of the services described in the foregoing paragraph, and in consideration of a future amendment to include project management activities and cost, to be rendered by PRPC, to the City, the PRPC agrees that application development activities will be at no cost to the City.

It is expressly understood and agreed by the parties hereto that they are independent contractors, and that nothing contained herein should be construed as giving rise to a partnership or joint venture.

## **TERMS AND CONDITIONS**

### **Modification/Amendment:**

The City and PRPC may, upon mutual agreement, modify or amend this contract. Modifications, including any increase or decrease in the amount of compensation or scope of services, will be incorporated into this contract and finalized through a signed, written amendment.

### **Assignability:**

The City and PRPC may assign interest in this Contract (whether by assignment or novation) with the written consent of the other.

### **Termination of Contract for Cause:**

If, through any cause, PRPC shall fail to fulfill in a timely and proper manner its obligations under this Contract, or if PRPC shall violate any of the covenants, conditions, agreements, or stipulations of this Contract, the City shall thereupon have the right to terminate this Contract by giving written notice to PRPC of such termination and specifying the effective date thereof, at least five days before the effective date of such termination. In such an event, all finished or unfinished documents, data, studies, surveys, drawings, maps, models, photographs and reports prepared by PRPC under this Contract shall, at the option of the City, become its property and PRPC shall be entitled to receive just and equitable compensation for any work satisfactorily completed hereunder.

Notwithstanding the above, PRPC shall not be relieved of liability to the City for damages sustained by the City by virtue of any breach of the Contract by PRPC, and the City may withhold any payments to PRPC for the purpose of set off until such time as the exact amount of damages due the City from PRPC is determined.

**Termination for Convenience of the City:**

The City may terminate this Contract at any time by giving at least ten (10) days' notice in writing to PRPC. If the Contract is terminated by the City as provided herein, PRPC will be paid for the time provided and expenses incurred up to the termination date.

**Termination for Convenience of PRPC:**

PRPC may terminate this Contract at any time by giving at least ten (10) days' notice in writing to the City. If the Contract is terminated by PRPC as provided herein, the City will be provided all finished or unfinished documents, data, studies, surveys, drawings, maps, models, photographs and reports prepared by PRPC under this Contract.

**Waiver of Extra-contractual Liability**

The PRPC shall not be held liable or responsible for the funding selection and project performance determinations by the U.S. Department of Transportation, Pipeline and Hazardous Materials Safety Administration. It is the City's final responsibility to meet all NGDISM Grant Application requirements and project administration requirements (contingent upon funding) associated with the program.

**Severability**

Should any one or more of the provisions of this agreement be held to be null, void, voidable, or for any reason whatsoever, of no force and effect, such provision(s) shall be construed as severable from the remainder of this agreement and shall not affect the validity of all other provisions of this agreement, which shall remain in full force and effect.

**Interest of Members of a City:**

No member of the governing body of the City and no other officer, employee, or agent of the City, who exercises any functions or responsibilities in connection with the administration, construction, engineering, or implementation of the NGDISM Grant award between the U.S. Department of Transportation PHMSA and the City, shall have any personal financial interest, direct or indirect, in this Contract. PRPC shall take appropriate steps to ensure compliance.

**Interest of Other Local Public Officials:**

No member of the governing body of the Grant Recipient and no other public official of such Grant Recipient, who exercises any functions or responsibilities in connection with the administration, construction, engineering or implementation of the NGDISM Grant award between U.S. Department of Transportation PHMSA and the City, shall have any personal financial interest, direct or indirect, in this Contract; and PRPC shall take appropriate steps to assure compliance.

**Interest of PRPC and Employees:**

PRPC covenants that it presently has no interest and shall not acquire interest, direct or indirect, with the NGDISM Grant award between the U.S. Department of Transportation PHMSA and the City, or any other interest which would conflict in any manner or degree with the performance of his/her services hereunder. PRPC further covenants that in the performance of this Contract, no person having any such interest shall be employed.

EXECUTED this \_\_\_\_ day of \_\_\_\_\_, 2026  
PANHANDLE REGIONAL PLANNING COMMISSION

By \_\_\_\_\_  
Michael J. Peters, Executive Director

City of \_\_\_\_\_  
By \_\_\_\_\_  
(Authorized Official)



# ITEM 16

## MEMORANDUM

**DATE:** April 30, 2026

**TO:** PRPC Board of Directors

**FROM:** Jarian Fred, Local Government Services Program Manager

**THROUGH:** Michael J. Peters, Executive Director

**SUBJECT:** Agenda Item 16  
Local Government Services Panhandle Water Planning Group  
Funding contract with Texas Water Development Board for 2031  
Regional Water Planning and Facilitation of RFQ Process Technical  
Consultant Procurement

### BACKGROUND

The regional water planning process is statutorily required to be conducted by a political subdivision of the State of Texas. The neutrality and administrative capacity that the Panhandle Regional Planning Commission (PRPC) brings to this process have historically been well regarded by the cities, counties, and special districts it serves.

On April 17, 1998, the PRPC Board of Directors approved an agreement with the Region A Panhandle Water Planning Group (PWPG) designating PRPC as the administrative entity for regional water planning. Since that time, PRPC Local Government Services staff have supported the development of six regional water plans completed in 2001, 2006, 2011, 2016, 2021, and 2026.

Regional water planning occurs in five-year cycles and includes:

- Projecting water demands over a 50-year planning horizon
- Assessing existing water supplies
- Identifying potential shortages and future needs
- Recommending water management strategies and projects
- Coordinating with water providers, local governments, and stakeholders

This work contributes directly to the Texas State Water Plan and informs statewide water policy and funding decisions.

### 7<sup>th</sup> Cycle Update:

On September 24, 2025, the Region A PWPG designated PRPC as the Political Subdivision and Regional Water Planning Group (RWPG) Sponsor for the 7th cycle of planning for development of the 2031 Regional Water Plan. The following day, the PRPC Board of Directors authorized staff to continue in this role and to submit a grant application to the Texas Water Development Board (TWDB) for initial planning funds.

In February 2026, TWDB released planning guidelines and a Request for Applications for the 2026–2031 regional water planning cycle. PRPC, on behalf of the PWPG, applied for \$321,098 in initial Phase I funding to support early-stage planning tasks, including:

TASK		BUDGET
2A	Non-Municipal Water Demand Projections	\$49,567
2B	Population and Municipal Water Demand Projections	\$37,939
10	Public Participation and Plan Adoption*	\$233,592
<b>TOTAL</b>		<b>\$321,098</b>

\* Task only partially funded. When additional appropriations become available, it is anticipated that contracts will be amended to add funds.

These funds are intended to initiate the five-year planning process. TWDB is expected to issue contracts for this funding later this summer with a short turnaround for execution. The contract is anticipated to be consistent with prior planning cycles and will establish the initial funding framework for development of the 2031 Region A Regional Water Plan, with additional funding provided through future amendments.

To maintain the schedule and ensure timely progress upon contract execution, preparatory actions must occur concurrently. Specifically, PRPC must initiate procurement of a technical consultant to perform the required planning tasks. This will be accomplished through a Request for Qualifications (RFQ) process conducted on behalf of the Region A PWPG, and early authorization to proceed with this process will allow staff to align procurement timelines with TWDB contract execution and avoid delays in the planning schedule.

### **RECOMMENDATION**

Staff recommends that the Board of Directors authorize the Executive Director to execute a contract with the Texas Water Development Board for Phase I funding for development of the 2031 Panhandle Regional Water Plan; and authorize PRPC staff to initiate and facilitate the RFQ process to procure a technical consultant on behalf of the Region A Panhandle Water Planning Group.

# ITEM 17

## **M E M O R A N D U M**

**DATE:** April 23, 2026

**TO:** PRPC Board of Directors

**FROM:** Debra King, Area Agency on Aging Director

**THROUGH:** Michael J. Peters, Executive Director

**SUBJECT:** Agenda Item 17  
Area Agency on Aging Advisory Council Appointment

### **BACKGROUND**

According to the Administrative Regulation #38, the membership in the Aging Advisory Council shall consist of no more than 18 members with representation from the following groups: low-income elderly, minority elderly, participant elderly, sixty-plus individuals, service providers, elected official or their staff representation, disabled, and the general public. The regulation further requires the PRPC Board of Directors to appoint all council members. The members serve an initial three-year term with the option to renew for one additional three-year term at their discretion and at the approval of the council. The following are the current advisory council members.

### **RECOMMENDATION**

Staff recommends that the Board of Directors approve the above appointments and renewals to the Area Agency on Aging Advisory Council.

# AAA Advisory Council Members

NAME	AFFILIATION	COUNTIES REPRESENTED	TERM Ending
Desha Butler	HHS Texas	top 41 counties	2027
Marci Leffler	Department of Family and Protective Services	Top 26 Counties	2028
Ross Wellesley	Senior	Potter	2028
Vanessa Nava	Hereford Sr Citizens	Deaf Smith	2029
Anani Gonzales	Nutrition Provider	Deaf Smith	2028
Cherrie Miller	PILC	Top 26 Counties	2028
Shannon Parker	Senator Sparks Office	Panhandle area	2027
Isabella Ballin	Visiting Angels	Top 26 Counties	2029
Isabell Villarreal	ADRC	Top 26 Counties	2027
Amber Asher	Freedom Behavioral Health	Top 26 Counties	2029
Lauren Glasgo	Park Central Living	Potter	2029
Lonnie Sharp	Skywest Living	Potter and Randall	2028
Kelsey Robinett	211	Top 26 Counties	2029
April Hernandez	APS	Top 26 Counties	2029
<i>vacant</i>			
<i>vacant</i>			
<i>vacant</i>			

# ITEM 18

## **M E M O R A N D U M**

**DATE:** April 30, 2026  
**TO:** PRPC Board of Directors  
**FROM:** Michael J. Peters, Executive Director  
**SUBJECT:** Agenda Item 18  
PRPC Board Member Recognition

### **BACKGROUND**

The Board of Directors of the Panhandle Regional Planning Commission has long benefited from the dedicated service of individuals who have devoted countless years to providing exemplary leadership to the organization, their communities, their cities and counties, and the State of Texas.

It is with deep gratitude that we recognize one such individual who has served on the Panhandle Regional Planning Commission Board of Directors for a total of 31 years. Judge Ronnie Gordon joined the PRPC Board in 1995. During his tenure, he has made significant contributions to numerous committees and initiatives of the Planning Commission. He served as the Vice Chair in 1999 and Chairman in 2000.

On behalf of the PRPC staff and membership, we extend our heartfelt appreciation to Judge Ronnie Gordon for his steadfast commitment, visionary leadership, and tireless efforts to enhance the quality of life for residents throughout the Texas Panhandle. In recognition of his distinguished service, we are pleased to present him with a token of our gratitude.

### **RECOMMENDATION:**

Information item only, no action necessary.